

# FUGRO TECHNICAL SERVICES LIMITED

Fugro Development Centre,  
5 Lok Yi Street, Tai Lam,  
Tuen Mun, N.T.,  
Hong Kong.

Tel : +852 2450 8233  
Fax : +852 2450 6138  
E-mail : matlab@fugro.com  
Website : www.fugro.com



Report No.: 0405/15/ED/1144B

## MONTHLY EM&A REPORT

December 2018

**Client** : Civil Engineering and Development  
Department, HKSAR

**Contract No.** : KLN/2015/07

**Contract Name** : Environmental Monitoring Works for  
Contract KL/2014/03 – Kai Tak Development  
– Stage 3 Infrastructure Works for Developments  
at the Southern Part of the Former Runway

**Report No.** : 0405/15/ED/1144B

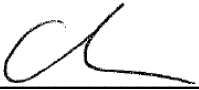
EP-337/2009 New Distributor Roads Serving the Planned Kai Tak  
Development Area

EP-339/2009/A Decommissioning of the Remaining Parts (Ex-GFS  
Building, Radar Station and Hong Kong Aviation Club)  
of the former Kai Tak Airport

EP-451/2013 Trunk Road T2

**Prepared by** : Toby K. H. Wan

**Reviewed by** : Alfred Y. S. Lam

**Certified by** :   
Colin K. L. Yung  
Environmental Team Leader  
Fugro Technical Services Limited

Ref.: CEDKTDS3EM00\_0\_0354L.19

11 January 2019

Hyder-Meinhardt Joint Venture  
17/F, Two Harbour Square,  
180 Wai Yip Street, Kwun Tong  
Kowloon, Hong Kong

By Post and Email

Attention: Mr. Wong W. K., Chris

Dear Mr. Wong,


**Re: Contract No. KL/2014/03 – Kai Tak Development – Stage 3 Infrastructure  
Works for Developments at the Southern Part of the Former Runway  
Monthly EM&A Report for December 2018**

Reference is made to the Environmental Team's submission of the Monthly EM&A Report for December 2018 (Report No. 0405/15/ED/1144B) we received by e-mail on 11 January 2019.

Please be informed that we have no adverse comment on the captioned report. We hereby verify the captioned submission according to Condition 3.3 of EP-337/2009, Condition 3.3 of EP-339/2009/A and Condition 3.4 of EP-451/2013.

Thank you for your attention. Please do not hesitate to contact us should you have any queries.

Yours sincerely,  
For and on behalf of  
Ramboll Hong Kong Limited



F. C. Tsang  
Independent Environmental Checker

c.c. CEDD  
Fugro  
CRBC

Attn.: Ms. Amy Chu  
Attn.: Mr. Colin K. L. Yung  
Attn.: Mr. Dickey Yau

Fax: 2369 4980  
By email  
Fax: 2283 1689

Q:\Projects\CEDKTDS3EM00\02\_Proj\_Mgt\02\_Corr\CEDKTDS3EM00\_0\_0354L.19.docx



## TABLE OF CONTENTS

<b>EXECUTIVE SUMMARY</b>	<b>1</b>
<b>1. INTRODUCTION</b>	<b>2</b>
<b>2. AIR QUALITY</b>	<b>5</b>
<b>3. NOISE</b>	<b>10</b>
<b>4. LANDSCAPE AND VISUAL</b>	<b>14</b>
<b>5. WASTE MANAGEMENT</b>	<b>15</b>
<b>6. SITE INSPECTION</b>	<b>16</b>
<b>7. ENVIRONMENTAL COMPLAINT AND NON-COMPLIANCE</b>	<b>17</b>
<b>8. IMPLEMENTATION STATUS OF ENVIRONMENTAL MITIGATION MEASURES</b>	<b>18</b>
<b>9. FUTURE KEY ISSUES</b>	<b>19</b>
<b>10. CONCLUSIONS</b>	<b>20</b>

## FIGURES

Figure 1	Project General Layout
Figure 2	Air and Noise Monitoring Locations

## LIST OF APPENDICES

Appendix A	Construction Programme
Appendix B	Project Organization Chart
Appendix C	Action and Limit Levels for Air Quality and Noise
Appendix D	Calibration Certificates of Monitoring Equipment
Appendix E	Environmental Monitoring Schedules
Appendix F	Air Quality Monitoring Data
Appendix G	Noise Monitoring Data
Appendix H	Event Action Plans
Appendix I	Waste Flow Table
Appendix J	Environmental Mitigation Implementation Schedule (EMIS)
Appendix K	Weather and Meteorological Conditions during Reporting Month
Appendix L	Cumulative statistics on Environmental Complaints, Notifications of Summons and Successful Prosecutions
Appendix M	Summary of Site Audit in the Reporting Month
Appendix N	Outstanding Issues and Deficiencies



## **EXECUTIVE SUMMARY**

- i. The Civil Engineering and Development Department HKSAR has appointed Fugro Technical Services Limited (FTS) to undertake the Environmental Team services for the Project and implement the EM&A works.
- ii. This Monthly EM&A report presents the environmental monitoring and audit works for the period between 1 December and 31 December 2018. As informed by the Contractor, major activities in the reporting month were:
  - Excavation and laying of drainage pipe and manhole;
  - Excavation and ELS construction.
  - Construction of SUS structure; and
  - Construction of District Cooling System.

### **Breaches of the Action and Limit Levels**

- iii. No Action / Limit Level exceedance was recorded for 24-hr TSP and construction noise at KTD1a, KTD2b and KER1b in the reporting month.

### **Complaint, Notification of Summons and Successful Prosecution**

- iv. No environmental complaint, notification of summons and successful prosecution were received in the reporting month.

### **Reporting Changes**

- v. There was no reporting change in the reporting month.

### **Future Key Issues**

- vi. The key issues to be considered in the coming reporting month include:

Potential environmental impacts arising from the above construction activities are mainly associated with construction dust, construction noise, water quality, waste management and landscape and visual impacts.

## **1. INTRODUCTION**

### **1.1 Background**

- 1.1.1 The Kai Tak Development is located in the south-eastern part of Kowloon Peninsula of the HKSAR, comprising the apron and runway areas of the former Kai Tak Airport and existing waterfront areas at To Kwa Wan, Ma Tau Kok, Kowloon Bay, Kwun Tong and Cha Kwo Ling.
- 1.1.2 Contract No. KL/2014/03 is the works package to construct an approximately 420m long supporting underground structure (SUS) underneath Shing Cheong Road and Cheung Yip Street. The EM&A programme under this Contract is governed by three EPs (EP-337/2009, EP-339/2009/A and EP-451/2013) and two EM&A Manuals (AEIAR-130/2009 and AEIAR-174/2013). The Works to be executed under this Contract and corresponding EPs include but not be limited to the following main items:

#### **EP-451/2013 – Trunk Road T2**

- (i) Construction of approximately 420m long supporting underground structure (SUS) including diaphragm walls, barrettes, piled foundation, top and bottom slabs, end wall and adits underneath Shing Cheong Road and Cheung Yip Street;

#### **EP-337/2009 – New Distributor Roads Serving the Planned Kai Tak Development**

- (ii) Widening and re-alignment of Cheung Yip Street of approximately 330m long and associated footpaths;
- (iii) Demolition, reconstruction and widening of Shing Cheong Road of approximately 410m long and associated footpaths;
- (iv) Construction of drainage outfall and modification of existing seawall;
- (v) Construction of ancillary works including surface drainage, sewerage, water, fire fighting, street lighting, street furniture, road marking, road signage, utilities and services, irrigation and landscape works.

#### **EP-339/2009/A – Decommissioning of the Remaining Parts (Ex-GFS Building, Radar Station and Hong Kong Aviation Club) of the former Kai Tak Airport**

- (vi) Demolition of RADAR Tower and guard house;

#### **Other works not covered by any EP**

- (vii) Construction of two subways between Phase II of New Acute Hospital (Site A) and Hong Kong Children's Hospital (Site C), and between Phase I of New Acute Hospital (Site B) and Site C;
- (viii) Construction of District Cooling System (DCS) along Cheung Yip Street and Shing Cheong Road

- 1.1.3 The location and boundary of the site is shown in **Figure 1**.
- 1.1.4 This Monthly EM&A report is required under EP-337/2009 Condition 3.3, EP-339/2009/A Condition 3.3 and EP-451/2013 Condition 3.4. It is to report the results and findings of the EM&A programme required in the EM&A Manuals.
- 1.1.5 This is the 34<sup>th</sup> monthly EM&A Report which summarize the impact monitoring results and audit findings for the Project within the period between 1 December 2018 and 31 December 2018.

## 1.2 Project Organization

1.2.1 The project proponent was the Civil Engineering and Development Department, HKSAR (CEDD). Hyder Meinhardt Joint Venture (HMJV) was commissioned by CEDD as the Engineer for the Project. Ramboll Hong Kong Limited was commissioned as the Independent Environmental Checker (IEC). China Road and Bridge Corporation (Hong Kong) (CRBC) was appointed as the main contractor for the construction works under the contract KL/2014/03. Fugro Technical Services Limited (FTS) was appointed as the Environmental Team (ET) by CEDD to implement the EM&A programme for the Project.

1.2.2 The organization structure is shown in **Appendix B**. The key personnel contact names and numbers for the Project are summarized in **Table 1.1**.

**Table 1.1 Contact Information of Key Personnel**

Party	Position	Name	Telephone	Fax
Project Proponent (CEDD)	Co-ordinator	Ms. Amy Chu	3106 3172	2369 4980
Engineer's Representative (HMJV)	Chief Resident Engineer	Mr. W. K., Chris Wong	3742 3803	3742 3899
IEC (Ramboll Hong Kong Limited)	Independent Environmental Checker	Mr. F. C. Tsang	3465 2851	3465 2899
Main Contractor (CRBC)	Site Agent	Mr. Yau Kwok Kiu, Dickey	5699 4503	2283 1689
	Environmental Officer	Mr. Calvin So	9724 6254	2283 1689
ET (FTS)	Environmental Team Leader	Mr. Colin Yung	3565 4114	3565 4160

## 1.3 Construction Programme and Activities

1.3.1 The construction of the Project commenced in February 2016 and is expected to complete in 2020. The construction programme is shown in **Appendix A**.

1.3.2 A summary of the major construction activities undertaken in the reporting month were:

- Excavation and laying of drainage pipe and manhole;
- Excavation and ELS construction.
- Construction of SUS structure; and
- Construction of District Cooling System.

## 1.4 Inter-relationship with the environmental protection/ mitigation measures with the construction programme

1.4.1 According to the construction activities in the construction programme mentioned in Section 1.3.2, the following environmental protection/ mitigation measures including Air Quality Impact, Construction Noise Impact, Water Quality Impact, Chemical and Waste Management, Landscape and Visual Impact shall be implemented:

- Sufficient watering of the works site with the active dust emitting activities;
- Limitation of the speed for vehicles on unpaved site roads;
- Properly cover or enclosure of the stockpiles and dusty materials;
- Good site practices on loading dusty materials;
- Providing sufficient vehicles washing facilities at every vehicle exit point;
- Good maintenance to the plant and equipment;
- Use of quieter plant and Quality Powered Mechanical Equipment (QPME);
- Use of acoustic fabric and noise barrier;
- Using the approved Non-road Mobile Machineries (NRMMs);
- Proper storage and handling of chemical;
- Appropriate desilting, oil interceptors or sedimentation devices provided on site for treatment before discharge;
- Onsite waste sorting and implementation of trip ticket system;
- Training of the site personnel in proper waste management and chemical waste handling procedures;
- Proper storage of the construction materials;
- Erection of decorative screen hoarding;
- Strictly following the Environmental Permits and Licenses;
- Provide sufficient mitigation measures as recommended in Approved EIA Reports

## 1.5 Status of Environmental Licences, Notifications and Permits

1.5.1 A summary of the relevant environmental licenses, permits and/or notifications on environmental protection for this Contract is presented in **Table 1.2**.

**Table 1.2 Relevant Environmental Licenses, Permits and/or Notifications**

Environmental License / Permit / Notification	Reference Number	Valid From	Valid Till
Environmental Permit	EP-337/2009 EP-339/2009/A EP-451/2013	23 April 2009 18 June 2009 19 September 2013	Not Applicable Not Applicable Not Applicable
Notification pursuant to Air Pollution (Construction Dust) Regulation	395601	4 December 2015	Not Applicable
Billing Account for Waste Disposal	A/C No.: 7023814	22 December 2015	Not Applicable
Billing Account for Waste Disposal (Vessel)	A/C No.: 7027469	12 November 2018	18 February 2019
Construction Noise Permit	GW-RE0395-18	5 June 2018	4 December 2018
Construction Noise Permit	GW-RE0866-18	4 January 2019	3 June 2019
Construction Noise Permit	GW-RE0489-18	14 July 2018	11 January 2019
Wastewater Discharge License	WT00023125-2015	6 January 2016	31 January 2021
Chemical Waste Producer License	5213-247-C1232-12	23 November 2015	Not Applicable

## 2. AIR QUALITY

### 2.1 Monitoring Requirement

In accordance with the approved EM&A Manuals, 24-hour Total Suspended Particulates (TSP) level at the designated air quality monitoring station is required. Impact 24-hour TSP monitoring should be carried out at least once every 6 days. In case of complaints, 1-hour TSP monitoring should be carried out at least 3 times per 6 days when the highest dust impacts are likely to occur. The Action and Limit Levels of the air quality monitoring are given in **Appendix C**.

### 2.2 Monitoring Equipment

The 24-hour TSP air quality monitoring was performed using High Volume Air Samplers (HVS) located at each of the designated monitoring station. Portable TSP Monitors would be used in case of complaints for 1-hour TSP monitoring.

**Table 2.1** summarizes the equipment used in air quality monitoring.

**Table 2.1 Air Quality Monitoring Equipment**

Item	Location	Brand	Model	Equipment	Serial Number
1	KER1b	Tisch	TE-5170 (TSP)	High Volume Sampler	
			TE-300-310X	- Mass Flow Controller	2037
			TE-5005X	- Blower Motor Assembly	3482
			TE-5007X	- Mechanical Timer	4488
			TE-5009X	- Continuous Flow Recorder	4371
2	KTD1a	Tisch	TE-5170 (TSP)	High Volume Sampler	
			TE-300-310X	- Mass Flow Controller	2524
			TE-5005X	- Blower Motor Assembly	4037
			TE-5007X	- Mechanical Timer	5160
			TE-5009X	- Continuous Flow Recorder	4377
3	KTD2b	Tisch	TE-5170 (TSP)	High Volume Sampler	
			TE-300-310X	- Mass Flow Controller	2618
			TE-5005X	- Blower Motor Assembly	3838
			G3031	- Mechanical Timer	2251
			G1051	- Continuous Flow Recorder	2307
4		Tisch	TE-5025A	HVS Sampler Calibrator	438320/2154 438320/2456
5		*Sibata	Model LD-3B	Sibata Portable TSP Monitors	NA

Note:

No complaint of air quality was received. Therefore, no impact 1-hour TSP monitoring was conducted.

### 2.3 Monitoring Methodology

#### 2.3.1 24-hour TSP air quality monitoring

##### HVS Installation

The following guidelines were adopted during the installation of HVS:

- Sufficient support is provided to secure the samplers against gusty wind.
- No two samplers are placed less than 2 meters apart.





- The distance between the sampler and an obstacle, such as buildings, is at least twice the height that the obstacle protrudes above the sampler.
- A minimum of 2 meters of separation from walls, parapets and penthouses is required for rooftop samples.
- A minimum of 2 meters separation from any supporting structure, measured horizontally is required.
- No furnaces or incineration flues are nearby.
- Airflow around the samplers is unrestricted.
- The samplers are more than 20 meters from the drip line.
- Any wire fence and gate, to protect the sampler, should not cause any obstruction during monitoring.

### Filters Preparation

Fiberglass filters (provided by the HOKLAS accredited laboratory) shall be used (Note: these filters have a collection efficiency of larger than 99% for particles of 0.3  $\mu\text{m}$  diameter). A HOKLAS accredited laboratory (ALS Technichem (HK) Pty Ltd.) is responsible for the preparation of 24-hr conditioned and pre-weighed filter papers for monitoring team.

All filters are equilibrated in the conditioning environment for 24 hours before weighing. The conditioning environment temperature is around 25°C and not variable by more than  $\pm 3^\circ\text{C}$ ; the relative humidity (RH) is  $< 50\%$  and not variable by more than  $\pm 5\%$ . A convenient working RH is 40%.

### Operating / Analytical Procedures

Operating / analytical procedures for the air quality monitoring are highlighted as follows:

- Prior to the commencement of the dust sampling, the flow rate of the HVS are properly set (between 0.6  $\text{m}^3/\text{min}$  and 1.7  $\text{m}^3/\text{min}$ ) in accordance with the EM&A manual. The flow rate shall be indicated on the flow rate chart.
- The power supply shall be checked to ensure the samplers worked properly.
- On sampling, the samplers shall be operated for 5 minutes to establish thermal equilibrium before placing any filter media at the designated air quality monitoring station.
- The filter holding frame is then removed by loosening the four nuts and carefully a weighted and conditioned filter is centered with the stamped number upwards, on a supporting screen.
- The filter shall be aligned on the screen so that the gasket formed an airtight seal on the outer edges of the filter. Then the filter holding frame is tightened to the filter holder with swing bolts. The applied pressure should be sufficient to avoid air leakage at the edges.
- The shelter lid shall be closed and secured with the aluminum strip.
- The timer is then programmed. Information shall be recorded on the record sheet, which included the starting time, the weather condition and the filter number (the initial weight of the filter paper can be found out by using the filter number).
- After sampling, the filter shall be removed and sent to laboratory for weighing. The elapsed time is also recorded.
- Before weighing, all filters are equilibrated in a conditioning environment for 24 hours. The conditioning environment temperature should be between 25°C and 30°C and not vary by more than  $\pm 3^\circ\text{C}$ ; the relative humidity (RH) should be  $< 50\%$  and not vary by more than  $\pm 5\%$ . A convenient working RH is 40%. Weighing results are returned to MCL for further analysis of TSP concentrations collected by each filter.

### 2.3.2 1-hour TSP air quality monitoring

#### Operating / Analytical Procedures

The measuring procedures of the 1-hr dust meter are in accordance with the Manufacturer's instruction Manual as follows:

- Pull up the air sampling inlet cover
- Change the Mode 0 to BG once
- Push Start/Stop switch once
- Turn the knob to SENSI.ADJ and press it
- Push Start/Stop switch once
- Return the knob to the position MEASURE slowly
- Push the timer set switch to set measuring time
- Remove the cap and make a measurement

## 2.4 Maintenance / Calibration

### 2.4.1 24-hour TSP air quality monitoring

The following maintenance / calibration are required for the HVS:

- The high volume motors and their accessories are properly maintained. Appropriate maintenance such as routine motor brushes replacement and electrical wiring checking are made to ensure that the equipments and necessary power supply are in good working condition.
- All HVS shall be calibrated (five point calibration) using Calibration Kit upon installation and thereafter in every 3 months.
- A copy of the calibration certificates for the HVS and calibrator are provided in **Appendix D**.

### 2.4.2 1-hour TSP air quality monitoring

The portable TSP monitor should be calibrated at 1 year intervals

## 2.5 Monitoring Locations

2.5.1 According to the EM&A Manual, three air quality monitoring locations, namely KTD1, KTD2 and KER1, are covered by this Contract within the South Apron Area of Former Kai Tak Airport. The other two air quality monitoring locations, which are identified in Cha Kwo Ling area, are farther than 500m away from the site boundary and thus not covered by this Contract. The monitoring works in Cha Kwo Ling area are covered by other Contract(s) respectively.

2.5.2 According to the approved alternative baseline air quality and noise monitoring locations (EPD reference: () in EP2/K19/A/21 pt.5), the original monitoring locations (KTD1, KTD2 and KER1) are proposed to be replaced by alternative monitoring locations (KTD1a, KTD2a and KER1a) for air quality monitoring.

2.5.3 According to the approved relocation of monitoring location KER1a (EPD reference: () in EP2/K19/A/21 pt.5), the monitoring location KER1a are proposed to be relocated by alternative monitoring locations KER1b for air quality monitoring.

2.5.4 According to the approved relocation of monitoring location KTD2a (EPD reference: () in EP2/K19/A/21 pt.6), the monitoring location KTD2a are proposed to be relocated by alternative monitoring locations KTD2b for air quality monitoring.

2.5.5 The most updated locations are summarized in **Table 2.2** and shown in **Figure 2**.

**Table 2.2 Location of Air Quality Monitoring Station**

Monitoring Station	Location
KTD1a	Centre of Excellence in Paediatrics (Children's Hospital)
KTD2b	G/IC Zone next to Kwun Tong Bypass (Next to the site of the New Acute Hospital)
KER1b	Site Boundary at Cheung Yip Street

## 2.6 Results and Observations

2.6.1 The schedule of air quality monitoring in reporting month is provided in **Appendix E**.

2.6.2 No Action / Limit Level exceedance was recorded for 24-hr TSP at KTD1a, KTD2b and KER1b in the reporting month.

2.6.3 No complaint of air quality was received. Therefore, no impact 1-hour TSP monitoring was conducted in the reporting month.

2.6.4 During the reporting month, major dust sources including loading and unloading of C&D wastes, vehicles movement were observed in the site. Non-project related construction activities at the nearby construction site and road traffic along Shing Cheong Road, Cheung Yip Street and the Kwun Tong By-pass were observed. The above factors may affect the monitoring results.

2.6.5 The weather conditions during the monitoring are provided in **Appendix K**.

2.6.6 The monitoring data of 24-hr TSP are summarized in **Table 2.3**. Detailed monitoring data are presented in **Appendix F**.

**Table 2.3 Summary of 24-hr TSP Monitoring Results**

Parameter	Monitoring Station	Average ( $\mu\text{g}/\text{m}^3$ )	Range ( $\mu\text{g}/\text{m}^3$ )	Action Level ( $\mu\text{g}/\text{m}^3$ )	Limit Level ( $\mu\text{g}/\text{m}^3$ )
24-hr TSP in $\mu\text{g}/\text{m}^3$	KTD1a	58	34 - 88	177	260
	KTD2b	92	46 - 115	157	
	KER1b	88	48 - 132	172	

2.6.7 The Event and Action Plan for air quality is given in **Appendix H**.

## 2.7 Comparison of 24-hr TSP Monitoring Results with EIA Predictions

2.7.1 The monitoring data of 24-hr TSP was compared with the EIA predictions as summarized in **Table 2.4**.

**Table 2.4 Comparison of 24-hr TSP data with EIA predictions**

Monitoring Station	Receiver Reference	Predicted Maximum 24-hour TSP Concentration ( $\mu\text{g}/\text{m}^3$ )	24-hour TSP concentration in December 2018 ( $\mu\text{g}/\text{m}^3$ )	Average 24-hour TSP concentration in December 2018 ( $\mu\text{g}/\text{m}^3$ )
KTD1a	KTD3	126	34 - 88	58
KTD2b	-	-	46 - 115	92
KER1b	KTD6	169	48 - 132	88

Note:

For KTD2b, there was no receiver reference in the EIA report, EIAR-174/2013.

Predicted Maximum TSP Concentration extracted from Table 4.14 of EIA Report, EIAR-174/2013.

- 2.7.2 The 24-hour TSP monitoring results at KTD1a and KER1b were below the Predicted Maximum 24-hr TSP concentration in the approved Environmental Impact Assessment (EIA) Report and no Action / Limit Level exceedance was recorded in the reporting period.

**3. NOISE****3.1 Monitoring Requirement**

3.1.1 In accordance with the approved EM&A Manuals, Leq (30min) monitoring is conducted for at least once a week during the construction phase between 0700 and 1900 on normal weekdays at the designated monitoring locations.

**3.2 Monitoring Equipment**

3.2.1 The sound level meter used in noise monitoring will comply with the International Electrotechnical Commission Publication (IEC) 651:1979 (Type 1) and 804:1985 (Type 1) specifications as referred to in the Technical Memorandum issued under the Noise Control Ordinance (NCO).

3.2.2 Sound level calibrator will be used for the on-site calibration of the meter. This calibrator complies with the IEC Publication 942 (1988) Class 1 and ANSI S1.40 - 1984. Noise measurements were only accepted to be valid if the calibration levels from before and after the measurement agree to within 1.0dB.

3.2.3 Measurements shall be recorded to the nearest 0.1dB. Sound level meters are programmed to measure A-weighted equivalent continuous sound pressure level at 30-minute intervals between 0700 and 1900 on normal weekdays at least once a week when construction activities are underway.

**Table 3.1** summarizes the noise monitoring equipment model being used for this project.

**Table 3.1 Noise Monitoring Equipment**

Item	Brand	Model	Equipment	Serial Number
1	Casella	CEL-63X Series	Integrating Sound Level Meter	1057055
2	Casella	CEL-63X Series	Integrating Sound Level Meter	3756072
4	Rion	NL-52 SLM	Integrating Sound Level Meter	00943295
5	Casella	CEL-120/1	Calibrator	5230736
6	Casella	CEL-120/1	Calibrator	5230758
7	Benetech	GM816	Wind Speed Anemometer	13372555
8	Testo	05600480	Wind Speed Anemometer	61003846

**3.3 Monitoring Parameters and Frequency**

**Table 3.2** presents the noise monitoring parameters and frequencies.

**Table 3.2 Monitoring Parameters and Frequencies of Noise Monitoring**

Parameter	Frequency and Period
LAeq (30min)  L10 and L90 will be recorded for reference	At each station at 0700-1900 hours on normal weekdays at a frequency of once a week



### 3.4 Monitoring Methodology

#### 3.4.1 The monitoring procedures are as follows:

- The monitoring station is set at a point 1m from the exterior of the sensitive receivers building façade and set at a position 1.2m above the ground.
- The battery condition is checked to ensure good functioning of the meter.
- Parameters such as frequency weighting, the time weighting and the measurement time are set as follows:
  - frequency weighting : A
  - time weighting : Fast
  - measurement time : Weekly 30 minutes between 0700-1900 on normal weekdays
- Prior to and after noise measurement, the meter shall be calibrated using the calibrator for 94.0 dB at 1000 Hz. If the difference in the calibration level before and after measurement is more than 1.0 dB, the measurement will be considered invalid and repeat of noise measurement is required after re-calibration or repair of the equipment.
- Noise monitoring should be cancelled in the presence of fog, rain, and wind with a steady speed exceeding 5 m/s, or wind with gusts exceeding 10 m/s.
- Noise measurement should be paused during periods of high intrusive noise if possible and observation shall be recorded when intrusive noise is not avoided.
- At the end of the monitoring period, the Leq, L10 and L90 are recorded. In addition, site conditions and noise sources are recorded on a standard record sheet.

### 3.5 Maintenance / Calibration

#### 3.5.1 Maintenance and Calibration procedures are as follows:

- The microphone head of the sound level meter and calibrator should be cleaned with a soft cloth at quarterly intervals.
- The sound level meter and calibrator should be calibrated annually by a HOKLAS laboratory.
- Relevant calibration certificates are provided in **Appendix D**.

### 3.6 Monitoring Locations

- 3.6.1 According to the EM&A Manual, three noise monitoring locations, namely KTD1, KTD2 and KER1, are covered by this Contract within the South Apron Area of Former Kai Tak Airport. The other two noise monitoring locations, which are identified in Cha Kwo Ling area, are farther than 300m away from the site boundary and thus not covered by this Contract. The monitoring works in Cha Kwo Ling area are covered by other Contract(s) respectively.
- 3.6.2 According to the approved alternative baseline air quality and noise monitoring locations (EPD reference: () in EP2/K19/A/21 pt.5), the original monitoring locations (KTD1, KTD2 and KER1) are proposed to be replaced by alternative monitoring locations (KTD1a, KTD2a and KER1a) for noise monitoring.
- 3.6.3 According to the approved relocation of monitoring location KER1a (EPD reference: () in EP2/K19/A/21 pt.5), the monitoring location KER1a are proposed to be relocated by alternative monitoring locations KER1b for noise monitoring.

3.6.4 According to the approved relocation of monitoring location KTD2a (EPD reference: () in EP2/K19/A/21 pt.6), the monitoring location KTD2a are proposed to be relocated by alternative monitoring locations KTD2b for noise monitoring.

3.6.5 The most updated locations are summarized in **Table 3.3** and shown in **Figure 2**.

**Table 3.3 Location of Noise Monitoring Station**

Monitoring Station	Location
KTD1a	Centre of Excellence in Paediatrics (Children's Hospital)
KTD2b	G/IC Zone next to Kwun Tong Bypass (Next to the site of the New Acute Hospital)
KER1b	Site Boundary at Cheung Yip Street

### 3.7 Results and Observations

3.7.1 The schedule of noise monitoring in reporting month is provided in **Appendix E**.

3.7.2 During the monitoring month, at KTD1a, project related construction activities and road traffic along Shing Cheong Road were observed in the surroundings. At KTD2b, road traffic along the Kwun Tong By-pass and non-project related construction activities at the nearby construction site was observed. At KER1b, road traffic along Cheung Yip Street was observed. Major noise sources including noise emission from plant & PME and some other construction activities, travel of vehicles, loading and unloading of C&D waste were observed in the site. The above factors may affect the monitoring results.

3.7.3 No raining and wind with speed over 5 m/s was observed during noise monitoring according to the onsite observation. The weather conditions during the monitoring month are provided in **Appendix K**.

3.7.4 The noise monitoring data are summarized in **Table 3.4**. Detailed monitoring data are presented in **Appendix G**.

**Table 3.4 Summary of Noise Impact Monitoring Results**

Time Period	Leq (30min) dB(A) (Range)			Action Level	Limit Level
	Noise Monitoring Stations				
	KTD1a	KTD2b	KER1b		
0700-1900 hrs on normal weekdays	65 - 71	68 - 71	69 - 70	When one documented complaint is received	75 dB(A)

Note:

KTD1a: Façade Measurement

KTD2b & KER1b: Free-field measurement (+3dB(A) correction has been applied)

3.7.5 No Action / Limit Level exceedance of location KTD1a, KTD2b and KER1b was recorded for construction noise in the reporting month.

3.7.6 The Action and Limit Levels for noise impact monitoring have been set and are presented in **Appendix C**.

3.7.7 The Event and Action Plan for noise is given in **Appendix H**.

### **3.8 Comparison of Noise Monitoring Results with EIA Predictions**

3.8.1 The noise monitoring data was compared with the EIA predictions as summarized in **Table 3.5**.

**Table 3.5 Comparison of Noise Monitoring data with EIA predictions**

<b>Monitoring Station</b>	<b>Receiver Reference</b>	<b>Maximum Predicted Mitigated Construction Noise Level, dB(A)</b>	<b>Maximum Leq<sub>(30min)</sub> dB(A) In December 2018</b>
KTD1a	KTD1	74	71
KTD2b	KTD2	75	71
KER1b	KER1	75	70

Note:

Maximum Predicted Mitigated Construction Noise Level extracted from Table 5.13 of EIA Report, EIAR-174/2013.

3.8.2 The impact noise monitoring results of location KTD1a, KTD2b and KER1b in the reporting month did not exceed the Maximum Predicted Mitigated Construction Noise Level in the approved Environmental Impact Assessment (EIA) Report and no Action / Limit Level exceedance was recorded in the reporting period.





## **4. LANDSCAPE AND VISUAL**

### **4.1 Audit Requirements**

- 4.1.1 As per the Trunk Road T2 EM&A Manual, the landscape and visual mitigation measures during the construction phase shall be audited by a Registered Landscape Architect, as a member of the Environmental Team, at least once every two weeks to ensure compliance with the intended aims of the measures.
- 4.1.2 According to the Kai Tak Development EM&A Manual, measures to mitigate landscape and visual impacts during construction should be checked to ensure compliance with the intended aims of the measures. The progress of the engineering works shall be regularly reviewed onsite to identify the earliest practical opportunities for the landscape works to be undertaken. The ET shall report on the Contractor's compliance on a weekly basis.

### **4.2 Results and Observations**

- 4.2.1 To monitor and audit the implementation of landscape and visual mitigation measures, four weekly Landscape and Visual Site audits were carried out on 5, 12, 19 and 28 December 2018 and two of them 5 and 19 December 2018 were carried out by a Registered Landscape Architect. The weekly Landscape and Visual Impact reports were counter-signed by IEC as according to the requirement of EM&A Manual (AEIAR-130/2009).
- 4.2.2 Should non-compliance of the landscape and visual impact occur, action in accordance to the event action plan presented in **Appendix H** shall be carried out.



## **5. WASTE MANAGEMENT**

### **5.1 Audit Requirements**

5.1.1 The effective management of waste arising during the construction phase will be monitored through the site audit programme. Regular audits and site inspections should be carried out to ensure that the recommended good site practices and other mitigation measures are implemented by the Contractor.

5.1.2 The audit should look at all aspects of on-site waste management practices including the waste generation, storage, recycling, transport and disposal. The aims of waste audit are:

- to ensure the waste arising from the works are handled, stored, collected, transferred and disposed of in an environmentally acceptable manner;
- verify the implementation status and evaluate the effectiveness of the mitigation measures; and
- to encourage the reuse and recycling of material.

### **5.2 Results and Observations**

5.2.1 C&D materials and wastes sorting were carried out on site. Receptacles were available for C&D wastes and general refuse collection.

5.2.2 The amount of wastes generated by the site activities in the reporting month is shown in **Appendix I**.



## **6. SITE INSPECTION**

### **6.1 Site Inspection**

- 6.1.1 Site inspections were carried out weekly to monitor the implementation of proper environmental pollution control and mitigation measures for the Project. A summary of the mitigation measures implementation schedule is provided in **Appendix J**.
- 6.1.2 In the reporting month, four site inspections were carried out on 5, 12, 19 and 28 December 2018. Two of them, held on 12 and 19 December 2018 was the joint inspections with the IEC, ER, the Contractor and the ET.
- 6.1.3 No outstanding issues were reported during the reporting month. Details of observations recorded during the site inspections are summarized in **Appendix M**.
- 6.1.4 All the follow-up actions requested by Contractor's ET and IEC during the site inspections were undertaken as reported by the Contractor and confirmed in the following weekly site inspection conducted during the reporting month.



## **7. ENVIRONMENTAL COMPLAINT AND NON-COMPLIANCE**

### **7.1 Environmental Exceedance**

7.1.1 No Action / Limit Level exceedance was recorded for 24-hr TSP and construction noise at KTD1a, KTD2b and KER1b in the reporting month.

### **7.2 Complaints, Notification of Summons and Prosecution**

7.2.1 No environmental complaint, notification of summons and successful prosecution were received in the reporting month.

7.2.2 Cumulative complaint log, summaries of complaints, notification of summons and successful prosecutions are presented in **Appendix L**.



## 8. IMPLEMENTATION STATUS OF ENVIRONMENTAL MITIGATION MEASURES

### 8.1 Implementation Status

- 8.1.1 The Contractor has implemented environmental mitigation measures and requirements as stated in the EIA Reports, the EP and the EM&A Manuals. The implementation status of the mitigation measures during the reporting month is summarized in **Appendix J**. Status of required submission under the EP during the reporting period is summarized in **Table 8.1**.

**Table 8.1 Status of Required Submission under Environmental Permit**

EP Condition	Submission	Submission Date
<u>EP-337/2009</u>		
Condition 2.3	Management Organization of Main Construction Companies	18/12/2015
Condition 2.4	Design Drawing of the Project	18/12/2015
Condition 2.11	Landscape Mitigation Plan(s)	18/12/2015
Condition 3.3	Monthly EM&A Report (November 2018)	14/12/2018
<u>EP-339/2009/A</u>		
Condition 2.4	Management Organization of Main Construction Companies	18/12/2015
Condition 2.5	Design Drawing of the Project	18/12/2015
Condition 3.3	Monthly EM&A Report (November 2018)	14/12/2018
<u>EP-451/2013</u>		
Condition 2.3	Management Organization of Main Construction Companies	18/12/2015
Condition 2.4	Design Drawing of the Project	18/12/2015
Condition 2.5	Landscape Mitigation Plan(s)	18/12/2015
Condition 2.10	Supplementary Contamination Assessment Report	18/12/2015
Condition 3.3	Baseline Monitoring Report	12/02/2016
Condition 3.4	Monthly EM&A Report (November 2018)	14/12/2018



## **9. FUTURE KEY ISSUES**

### **9.1 Construction Programme for the Next Two Months**

- Installation of sheet pile for drainage works;
- Excavation and laying of drainage pipe and manhole;
- Construction of road base and road pavement;
- Construction of SUS structure;
- Construction of socketed H-Pile;
- Excavation and ELS construction; and
- Construction of District Cooling System.

### **9.2 Key Issues for the Coming Month**

- 9.2.1 Potential environmental impacts arising from the above construction activities are mainly associated with construction dust, construction noise, water quality, waste management and landscape and visual impact.

### **9.3 Monitoring Schedules for the Next Three Months**

- 9.3.1 The tentative schedules for environmental monitoring in the coming three months are provided in **Appendix E**.

## 10. CONCLUSIONS

- 10.1.1 24-hour TSP impact monitoring and construction noise monitoring were carried out in the reporting month, no Action / Limit Level exceedance was recorded during the period.
- 10.1.2 No complaint of air quality was received. Therefore, no impact 1-hour TSP monitoring was conducted in the reporting month.
- 10.1.3 Four environmental site inspections were carried out in the reporting month. Recommendations on mitigation measures on air quality, chemical and waste management and landscape and visual impact were given to the Contractor for remediating the deficiencies identified during the site inspections.
- 10.1.4 Four weekly Landscape and Visual Site audits were carried out on 5, 12, 19 and 28 December 2018 and two of them 5 and 19 December 2018 were carried out by a Registered Landscape Architect in the reporting month. The weekly Landscape and Visual Impact reports were counter-signed by IEC as according to the requirement of EM&A Manual (AEIAR-130/2009).
- 10.1.5 Referring to the Contractor's information, no environmental complaint, notification of summons and successful prosecution was received in the reporting month.

## 10.2 Comment and Recommendations

- 10.2.1 The recommended environmental mitigation measures, as proposed in the EIA reports and EM&A Manuals shall be effectively implemented to minimize the potential environmental impacts from the Project. The EM&A programme would effectively monitor the environmental impacts generated from the construction activities and ensure the proper implementation of mitigation measures.
- 10.2.2 According to the environmental audit performed in the reporting month, the following recommendations were made:

### Air Quality Impact

- Water Spray shall be provided during breaking.
- Dust suppression measures should be applied at haul road.
- Exposed area should be sprayed with water frequently.

### Construction Noise Impact

- Noise mitigation measures shall be provided during breaking.

### Water Quality Impact

- No specific observation was identified in the reporting month.

### Chemical and Waste Management

- Waste should be cleaned up regularly.

### Land Contamination

- No specific observation was identified in the reporting month.

### Landscape and Visual Impact

- No specific observation was identified in the reporting month.

## FUGRO TECHNICAL SERVICES LIMITED

Fugro Development Centre,  
5 Lok Yi Street, Tai Lam,  
Tuen Mun, N.T.,  
Hong Kong.

Tel : +852 2450 8233  
Fax : +852 2450 6138  
E-mail : matlab@fugro.com  
Website : www.fugro.com



### General Condition

- No specific observation was identified in the reporting month.

### Permit / Licenses

- No specific observation was identified in the reporting month.



## **FUGRO TECHNICAL SERVICES LIMITED**

Fugro Development Centre,  
5 Lok Yi Street, Tai Lam,  
Tuen Mun, N.T.,  
Hong Kong.

Tel : +852 2450 8233  
Fax : +852 2450 6138  
E-mail : [matlab@fugro.com](mailto:matlab@fugro.com)  
Website : [www.fugro.com](http://www.fugro.com)



### **Figure 1**

#### **Project General Layout**

## **FUGRO TECHNICAL SERVICES LIMITED**

Fugro Development Centre,  
5 Lok Yi Street, Tai Lam,  
Tuen Mun, N.T.,  
Hong Kong.

Tel : +852 2450 8233  
Fax : +852 2450 6138  
E-mail : [matlab@fugro.com](mailto:matlab@fugro.com)  
Website : [www.fugro.com](http://www.fugro.com)



### **Figure 2**

#### **Air and Noise Monitoring Locations**

## **FUGRO TECHNICAL SERVICES LIMITED**

Fugro Development Centre,  
5 Lok Yi Street, Tai Lam,  
Tuen Mun, N.T.,  
Hong Kong.

Tel : +852 2450 8233  
Fax : +852 2450 6138  
E-mail : [matlab@fugro.com](mailto:matlab@fugro.com)  
Website : [www.fugro.com](http://www.fugro.com)



### **Appendix A**

#### **Construction Programme**

## **FUGRO TECHNICAL SERVICES LIMITED**

Fugro Development Centre,  
5 Lok Yi Street, Tai Lam,  
Tuen Mun, N.T.,  
Hong Kong.

Tel : +852 2450 8233  
Fax : +852 2450 6138  
E-mail : [matlab@fugro.com](mailto:matlab@fugro.com)  
Website : [www.fugro.com](http://www.fugro.com)



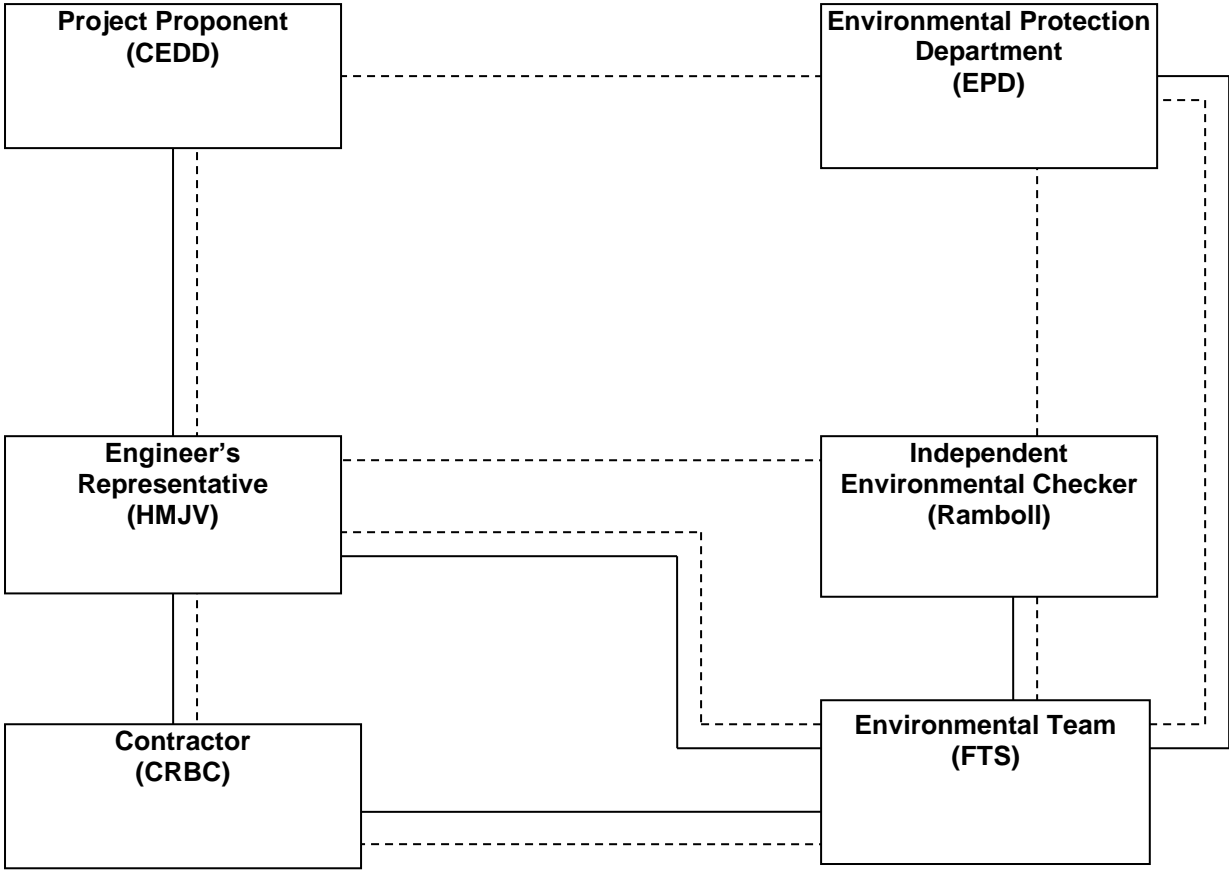
### **Appendix B**

#### **Project Organization Chart**

**FUGRO TECHNICAL SERVICES LIMITED**

Fugro Development Centre,  
5 Lok Yi Street, Tai Lam,  
Tuen Mun, N.T.,  
Hong Kong.

Tel : +852 2450 8233  
Fax : +852 2450 6138  
E-mail : matlab@fugro.com  
Website : www.fugro.com



**Legend:**  
—— Line of Reporting  
---- Line of Communication

## **FUGRO TECHNICAL SERVICES LIMITED**

Fugro Development Centre,  
5 Lok Yi Street, Tai Lam,  
Tuen Mun, N.T.,  
Hong Kong.

Tel : +852 2450 8233  
Fax : +852 2450 6138  
E-mail : [matlab@fugro.com](mailto:matlab@fugro.com)  
Website : [www.fugro.com](http://www.fugro.com)



### **Appendix C**

#### **Action and Limit Levels for Air Quality and Noise**

## FUGRO TECHNICAL SERVICES LIMITED

Fugro Development Centre,  
5 Lok Yi Street, Tai Lam,  
Tuen Mun, N.T.,  
Hong Kong.

Tel : +852 2450 8233  
Fax : +852 2450 6138  
E-mail : matlab@fugro.com  
Website : www.fugro.com



### Action and Limit Levels for 24-hr TSP and 1-hr TSP

Parameter	Monitoring Station	Action Level ( $\mu\text{g}/\text{m}^3$ )	Limit Level ( $\mu\text{g}/\text{m}^3$ )
24-hr TSP ( $\mu\text{g}/\text{m}^3$ )	KTD1a	177	260
	KTD2b	157	
	KER1b	172	
*1-hr TSP ( $\mu\text{g}/\text{m}^3$ )	KTD1a	285	500
	KTD2b	279	
	KER1b	295	

Note:

1-hr TSP monitoring should be required in case of complaints.

### Action and Limit Levels for Construction Noise, Leq (30min), dB(A)

Time Period	Location	Action	Limit
0700-1900 hrs on normal weekdays	KTD1a KTD2b KER1b	When one documented complaint is received	75 dB(A)

## **FUGRO TECHNICAL SERVICES LIMITED**

Fugro Development Centre,  
5 Lok Yi Street, Tai Lam,  
Tuen Mun, N.T.,  
Hong Kong.

Tel : +852 2450 8233  
Fax : +852 2450 6138  
E-mail : [matlab@fugro.com](mailto:matlab@fugro.com)  
Website : [www.fugro.com](http://www.fugro.com)



### **Appendix D**

#### **Calibration Certificates of Monitoring Equipment**





# Certificate of Calibration

**Calibration Certification Information**

**Cal. Date:** October 17, 2018      **Rootsmeter S/N:** 438320      **Ta:** 294 °K  
**Operator:** Jim Tisch      **Pa:** 755.7 mm Hg  
**Calibration Model #:** TE-5025A      **Calibrator S/N:** 2154

Run	Vol. Init (m3)	Vol. Final (m3)	ΔVol. (m3)	ΔTime (min)	ΔP (mm Hg)	ΔH (in H2O)
1	1	2	1	1.4590	3.2	2.00
2	3	4	1	1.0410	6.4	4.00
3	5	6	1	0.9310	7.9	5.00
4	7	8	1	0.8840	8.8	5.50
5	9	10	1	0.7320	12.7	8.00

**Data Tabulation**

Vstd (m3)	Qstd (x-axis)	$\sqrt{\Delta H \left( \frac{Pa}{Pstd} \right) \left( \frac{Tstd}{Ta} \right)}$ (y-axis)	Va	Qa (x-axis)	$\sqrt{\Delta H \left( \frac{Ta}{Pa} \right)}$ (y-axis)
1.0035	0.6878	1.4197	0.9958	0.6825	0.8821
0.9993	0.9599	2.0078	0.9915	0.9525	1.2475
0.9973	1.0712	2.2448	0.9895	1.0629	1.3948
0.9961	1.1268	2.3543	0.9884	1.1180	1.4628
0.9909	1.3536	2.8394	0.9832	1.3432	1.7642
<b>QSTD</b>	<b>m=</b>	<b>2.13015</b>	<b>QA</b>	<b>m=</b>	<b>1.33386</b>
	<b>b=</b>	<b>-0.04186</b>		<b>b=</b>	<b>-0.02601</b>
	<b>r=</b>	<b>0.99996</b>		<b>r=</b>	<b>0.99996</b>

**Calculations**

<b>Vstd=</b> $\Delta Vol((Pa-\Delta P)/Pstd)(Tstd/Ta)$	<b>Va=</b> $\Delta Vol((Pa-\Delta P)/Pa)$
<b>Qstd=</b> $Vstd/\Delta Time$	<b>Qa=</b> $Va/\Delta Time$
<b>For subsequent flow rate calculations:</b>	
<b>Qstd=</b> $1/m \left( \left( \sqrt{\Delta H \left( \frac{Pa}{Pstd} \right) \left( \frac{Tstd}{Ta} \right)} \right) - b \right)$	<b>Qa=</b> $1/m \left( \left( \sqrt{\Delta H \left( \frac{Ta}{Pa} \right)} \right) - b \right)$

**Standard Conditions**
**Tstd:** 298.15 °K

**Pstd:** 760 mm Hg

**Key**
**ΔH:** calibrator manometer reading (in H2O)

**ΔP:** rootsmeter manometer reading (mm Hg)

**Ta:** actual absolute temperature (°K)

**Pa:** actual barometric pressure (mm Hg)

**b:** intercept

**m:** slope

**RECALIBRATION**

US EPA recommends annual recalibration per 1998 40 Code of Federal Regulations Part 50 to 51, Appendix B to Part 50, Reference Method for the Determination of Suspended Particulate Matter in the Atmosphere, 9.2.17, page 30

# Certificate of Calibration

## Calibration Certification Information

Cal. Date: November 20, 2017      Rootsmeter S/N: 438320      Ta: 294 °K  
Operator: Jim Tisch      Pa: 756.9 mm Hg  
Calibration Model #: TE-5025A      Calibrator S/N: 2456

Run	Vol. Init (m3)	Vol. Final (m3)	ΔVol. (m3)	ΔTime (min)	ΔP (mm Hg)	ΔH (in H2O)
1	1	2	1	1.4440	3.2	2.00
2	3	4	1	1.0260	6.4	4.00
3	5	6	1	0.9130	7.8	5.00
4	7	8	1	0.8680	8.8	5.50
5	9	10	1	0.7190	12.7	8.00

## Data Tabulation

Vstd (m3)	Qstd (x-axis)	$\sqrt{\Delta H \left( \frac{Pa}{Pstd} \right) \left( \frac{Tstd}{Ta} \right)}$ (y-axis)	Va	Qa (x-axis)	$\sqrt{\Delta H \left( \frac{Ta}{Pa} \right)}$ (y-axis)
1.0052	0.6961	1.4209	0.9958	0.6896	0.8814
1.0010	0.9756	2.0095	0.9915	0.9664	1.2465
0.9991	1.0943	2.2467	0.9897	1.0840	1.3936
0.9978	1.1495	2.3563	0.9884	1.1387	1.4616
0.9926	1.3805	2.8418	0.9832	1.3675	1.7628
<b>QSTD</b>	m=	<b>2.07133</b>	<b>QA</b>	m=	<b>1.29703</b>
	b=	<b>-0.01892</b>		b=	<b>-0.01173</b>
	r=	<b>0.99995</b>		r=	<b>0.99995</b>

## Calculations

Vstd=	$\Delta Vol((Pa-\Delta P)/Pstd)(Tstd/Ta)$	Va=	$\Delta Vol((Pa-\Delta P)/Pa)$
Qstd=	$Vstd/\Delta Time$	Qa=	$Va/\Delta Time$
For subsequent flow rate calculations:			
Qstd=	$1/m \left( \left( \sqrt{\Delta H \left( \frac{Pa}{Pstd} \right) \left( \frac{Tstd}{Ta} \right)} \right) - b \right)$	Qa=	$1/m \left( \left( \sqrt{\Delta H \left( \frac{Ta}{Pa} \right)} \right) - b \right)$

## Standard Conditions

Tstd: 298.15 °K  
Pstd: 760 mm Hg

## Key

ΔH: calibrator manometer reading (in H2O)  
ΔP: rootsmeter manometer reading (mm Hg)  
Ta: actual absolute temperature (°K)  
Pa: actual barometric pressure (mm Hg)  
b: intercept  
m: slope

## RECALIBRATION

US EPA recommends annual recalibration per 1998 40 Code of Federal Regulations Part 50 to 51, Appendix B to Part 50, Reference Method for the Determination of Suspended Particulate Matter in the Atmosphere, 9.2.17, page 30

**MATERIALAB CONSULTANTS LIMITED**

Room 723 & 725, 7/F, Block B,  
Profit Industrial Building,  
1-15 Kwai Fung Crescent, Kwai Fong,  
Hong Kong.

Tel : (852)-24508238  
Fax : (852)-24508032  
Email : mcl@fugro.com.hk

**MaterialLab****TSP SAMPLER CALIBRATION CALCULATION SPREADSHEET**

Project : Environmental Monitoring Works For Contract No. KLN/2015/07  
Location : KER1b  
Brand: Tisch  
Model: TE-5170 S/N: 3482  
Date of Calibration: 2-Oct-18  
Next Calibration Date: 1-Jan-19  
Technician: Toby Wan

**CONDITIONS**

Sea Level Pressure (hPa): 1014.9 Corrected Pressure (mm Hg): 761  
Temperature (°C): 27 Temperature (K): 300

**CALIBRATION ORIFICE**

Make: Tisch Qstd Slope: 2.07013  
Model: TE-5025A Qstd Intercept: -0.01892  
Calibration Date: 20-Nov-17 Expiry Date: 20-Nov-18  
S/N: 2456

**CALIBRATIONS**

Plate No.	H2O (L) (in)	H2O (R) (in)	H2O (in)	Qstd (m <sup>3</sup> /min)	I (chart)	IC (corrected)	LINEAR REGRESSION
18	12.00	0.00	12.000	1.678	56.00	55.85	Slope = 32.9848
13	10.60	1.30	9.300	1.478	49.00	48.87	Intercept = 0.1261
10	9.40	2.10	7.300	1.311	44.00	43.88	Corr. coeff.: 0.9961
7	8.70	3.50	5.200	1.108	35.00	34.91	
5	7.60	5.20	2.400	0.755	26.00	25.93	

**Calculations:**

$$Qstd = 1/m[\text{Sqrt}(H2O(Pa/Pstd)(Tstd/Ta))-b]$$

$$IC = I[\text{Sqrt}(Pa/Pstd)(Tstd/Ta)]$$

Qstd = standard flow rate

IC = corrected chart response

I = actual chart response

m = calibrator Qstd slope

b = calibrator Qstd intercept

Ta = actual temperature during calibration (deg K)

Pa = actual pressure during calibration (mm Hg)

Tstd = 298 deg K

Pstd = 760 mm Hg

**For subsequent calculation of sampler flow:**

$$1/m((I[\text{Sqrt}(298/Tav)(Pav/760)]-b)$$

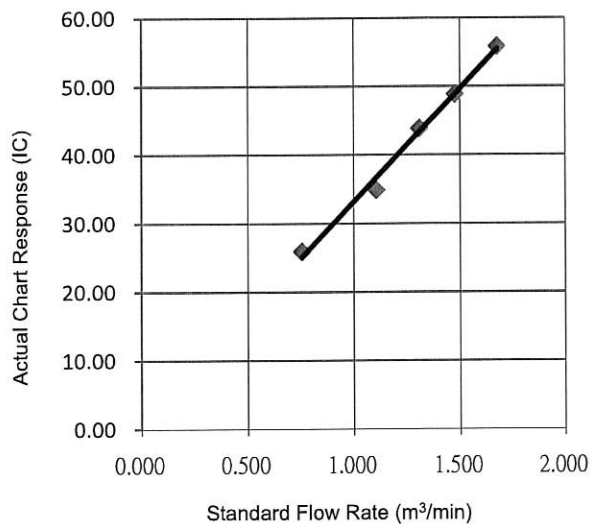
m = sampler slope

b = sampler intercept

I = chart response

Tav = daily average temperature

Pav = daily average pressure

**FLOW RATE CHART**

**CHOI KAM HO**  
Project Consultant

**Report Date:** 2<sup>nd</sup> October, 2018



**MATERIALAB CONSULTANTS LIMITED**

Room 723 & 725, 7/F, Block B,  
Profit Industrial Building,  
1-15 Kwai Fung Crescent, Kwai Fong,  
Hong Kong.

Tel : (852)-24508238  
Fax : (852)-24508032  
Email : mcl@fugro.com.hk

**MaterialLab****TSP SAMPLER CALIBRATION CALCULATION SPREADSHEET**

Project : Environmental Monitoring Works For Contract No. KLN/2015/07		Date of Calibration: 2-Oct-18	
Location : KTD1a		Next Calibration Date: 1-Jan-19	
Brand:	Tisch	Technician: Toby Wan	
Model:	TE-5170	S/N:	4037

**CONDITIONS**

Sea Level Pressure (hPa):	1014.9	Corrected Pressure (mm Hg):	761
Temperature (°C):	27	Temperature (K):	300

**CALIBRATION ORIFICE**

Make:	Tisch	Qstd Slope:	2.07013
Model:	TE-5025A	Qstd Intercept:	-0.01892
Calibration Date:	20-Nov-17	Expiry Date:	20-Nov-18
S/N:	2456		

**CALIBRATIONS**

Plate No.	H2O (L) (in)	H2O (R) (in)	H2O (in)	Qstd (m³/min)	I (chart)	IC (corrected)	LINEAR REGRESSION
18	11.50	0.40	11.100	1.614	59.00	58.84	Slope = 31.9470 Intercept = 7.5845 Corr. coeff.: 0.9939
13	10.30	1.60	8.700	1.430	55.00	54.85	
10	9.40	2.30	7.100	1.293	48.00	47.87	
7	8.30	3.70	4.600	1.042	40.00	39.89	
5	7.30	4.60	2.700	0.801	34.00	33.91	

**Calculations:**

$$Qstd = 1/m[\sqrt{(H2O(Pa/Pstd)(Tstd/Ta))}-b]$$

$$IC = I[\sqrt{(Pa/Pstd)(Tstd/Ta)}]$$

Qstd = standard flow rate

IC = corrected chart response

I = actual chart response

m = calibrator Qstd slope

b = calibrator Qstd intercept

Ta = actual temperature during calibration (deg K)

Pa = actual pressure during calibration (mm Hg)

Tstd = 298 deg K

Pstd = 760 mm Hg

**For subsequent calculation of sampler flow:**

$$1/m((I)[\sqrt{(298/Tav)(Pav/760)}]-b)$$

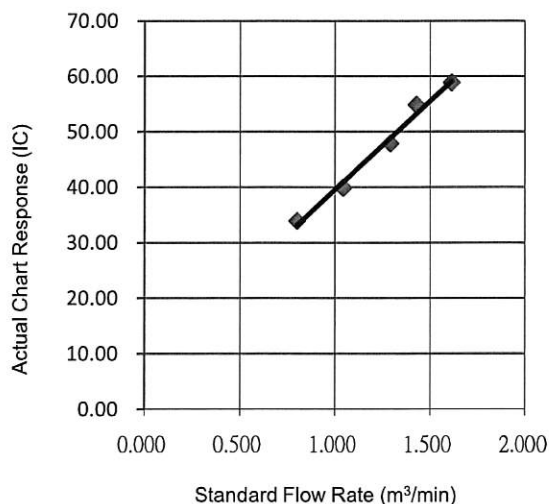
m = sampler slope

b = sampler intercept

I = chart response

Tav = daily average temperature

Pav = daily average pressure

**FLOW RATE CHART**

**CHOI KAM HO**  
Project Consultant

**Report Date:** 2<sup>nd</sup> October, 2018

**MATERIALAB CONSULTANTS LIMITED**

Room 723 & 725, 7/F, Block B,  
Profit Industrial Building,  
1-15 Kwai Fung Crescent, Kwai Fong,  
Hong Kong.

Tel : (852)-24508238  
Fax : (852)-24508032  
Email : mcl@fugro.com.hk

**MaterialLab****TSP SAMPLER CALIBRATION CALCULATION SPREADSHEET**

Project : Environmental Monitoring Works For Contract No. KLN/2015/07				Date of Calibration: 6-Nov-18	
Location : KTD2b				Next Calibration Date: 5-Feb-19	
Brand:	Tisch			Technician: Ting Chan	
Model:	TE-5170	S/N:	3838		

**CONDITIONS**

Sea Level Pressure (hPa):	1017.5	Corrected Pressure (mm Hg):	763
Temperature (°C):	27	Temperature (K):	300

**CALIBRATION ORIFICE**

Make:	Tisch	Qstd Slope:	2.13015
Model:	TE-5025A	Qstd Intercept:	-0.04186
Calibration Date:	17-Oct-18	Expiry Date:	17-Oct-19
S/N:	2154		

**CALIBRATIONS**

Plate No.	H2O (L) (in)	H2O (R) (in)	H2O (in)	Qstd (m <sup>3</sup> /min)	I (chart)	IC (corrected)	LINEAR REGRESSION
18	5.40	-6.10	11.500	1.609	49.00	48.93	Slope = 24.9721 Intercept = 8.1265 Corr. coeff.: 0.9962
13	4.00	-4.80	8.800	1.410	43.00	42.94	
10	2.70	-3.20	5.900	1.158	37.00	36.95	
7	1.80	-2.50	4.300	0.992	32.00	31.95	
5	0.90	-1.60	2.500	0.761	28.00	27.96	

**Calculations:**

$$Qstd = 1/m[\text{Sqrt}(H_2O(Pa/Pstd)(Tstd/Ta)) - b]$$

$$IC = I[\text{Sqrt}(Pa/Pstd)(Tstd/Ta)]$$

Qstd = standard flow rate

IC = corrected chart response

I = actual chart response

m = calibrator Qstd slope

b = calibrator Qstd intercept

Ta = actual temperature during calibration (deg K)

Pa = actual pressure during calibration (mm Hg)

Tstd = 298 deg K

Pstd = 760 mm Hg

**For subsequent calculation of sampler flow:**

$$1/m((I) [\text{Sqrt}(298/Tav)(Pav/760)] - b)$$

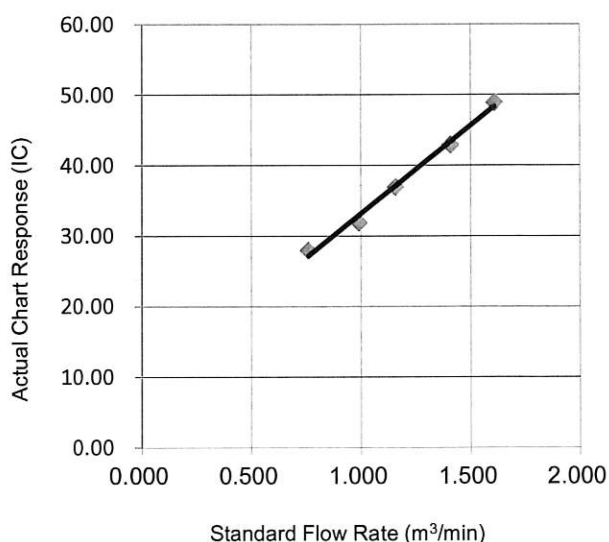
m = sampler slope

b = sampler intercept

I = chart response

Tav = daily average temperature

Pav = daily average pressure

**FLOW RATE CHART**
**CHOI KAM HO**

Project Consultant

**Report Date:** 8<sup>th</sup> November, 2018

# FUGRO TECHNICAL SERVICES LIMITED

Fugro Development Centre,  
5 Lok Yi Street, Tai Lam,  
Tuen Mun, N.T.,  
Hong Kong.

Tel : +852 2450 8233  
Fax : +852 2450 6138  
E-mail : matlab@fugro.com  
Website : www.fugro.com

# MaterialLab

Report no.: 172379CA180329A

Page 1 of 1

## CALIBRATION CERTIFICATE OF SOUND LEVEL METER

### Client Supplied Information

Client : MaterialLab Consultants Ltd.

Address : Room 723 & 725, 7/F., Block B Profit Industrial Building, 1-15 Kwai Fung Crescent, Kwai Chung, N.T.

Project : Calibration Services

Details of Unit Under Test, UUT

Description : Sound Level Meter

Manufacturer : Casella

Model No.

Serial No.

Next Calibration Date : 12-Feb-2019

Specification Limit : EN 61672: 2003 Type 1

Meter	Microphone	Preamplifier
CEL-63X	CE-251	CEL-495
1057055	00995	002317

### Laboratory Information

Description : B & K Acoustic Multifunction Calibrator 4226 (Traditional free field setting)

Equipment ID. : R-108-1

Date of Calibration : 13-Feb-2018 Ambient Temperature : 22 °C

Calibration Location : Calibration Laboratory of FTS

Method Used : By direct comparison

### Calibration Results :

Parameters		Mean Value (dB)	Specification Limit(dB)
A-weighting frequency response	4000Hz	0.4	2.6 to -0.6
	2000Hz	1.0	2.8 to -0.4
	1000Hz	0.2	1.1 to -1.1
	500Hz	-3.0	-1.8 to -4.6
	250Hz	-8.3	-7.2 to -10.0
	125Hz	-15.7	-14.6 to -17.6
	63Hz	-25.7	-24.7 to -27.7
	31.5Hz	-38.7	-37.4 to -41.4
Differential level linearity	94dB-104dB	0.1	± 0.6
	104dB-114dB	0.0	± 0.6

### Remarks :

1. The equipment used in this calibration is traceable to recognized National Standards.
2. The mean value is the average of four measurements.
3. For calibration: Reference SPL are 94, 104 & 114dB, range setting is 20-140dB & time weighing is fast
4. The equipment does comply with EN 61672: 2003 Type 1 sound level meter for the above measurement.
5. This is to supersede the previous report no. 172379CA180329.

Checked by : Can Date : 5-7-2018 Certified by : K.T. Leung Date : 7-7-2018

CA-R-297 (22/07/2009)

Leung Kwok Tai (Assistant Manager)

\*\* End of Report \*\*

# FUGRO TECHNICAL SERVICES LIMITED

Fugro Development Centre,  
5 Lok Yi Street, Tai Lam,  
Tuen Mun, N.T.,  
Hong Kong.

Tel : +852 2450 8233  
Fax : +852 2450 6138  
E-mail : matlab@fugro.com  
Website : www.fugro.com

# MaterialLab

Report no.: 172379CA185194

Page 1 of 1

## CALIBRATION CERTIFICATE OF SOUND LEVEL METER

### Client Supplied Information

Client : MaterialLab Consultants Ltd.

Address : Room 723 & 725, 7/F., Block B Profit Industrial Building, 1-15 Kwai Fung Crescent, Kwai Chung, N.T.

Project : Calibration Services

### Details of Unit Under Test, UUT

Description : Sound Level Meter  
Manufacturer : Casella

	Meter	Microphone	Preamplifier
Model No.	CL63X	CE-251	CEL-495
Serial No.	3756072	2403	002109

Equipment ID : N/A

Next Calibration Date : 11-Jun-2019

Specification Limit : EN 61672: 2003 Type 1

### Laboratory Information

Description : B & K Acoustic Multifunction Calibrator 4226 (Traditional free field setting)

Equipment ID. : R-108-1

Date of Calibration : 12-Jun-2018 Ambient Temperature : 22 °C

Calibration Location : Calibration Laboratory of FTS

Method Used : By direct comparison

### Calibration Results :

Parameters		Mean Value (dB)	Specification Limit(dB)
A-weighting frequency response	4000Hz	0.4	2.6 to -0.6
	2000Hz	1.0	2.8 to -0.4
	1000Hz	-0.1	1.1 to -1.1
	500Hz	-3.4	-1.8 to -4.6
	250Hz	-9.6	-7.2 to -10.0
	125Hz	-16.2	-14.6 to -17.6
	63Hz	-26.3	-24.7 to -27.7
	31.5Hz	-39.2	-37.4 to -41.4
Differential level linearity	94dB-104dB	0.0	± 0.6
	104dB-114dB	0.0	± 0.6

### Remarks :

1. The equipment used in this calibration is traceable to recognized National Standards.
2. The mean value is the average of four measurements.
3. For calibration: Reference range is 30-130dB, reference SPL is 94, 104 & 114dB, frequency weighing is A,
4. The equipment does comply with EN 61672: 2003 Type 1 sound level meter for the above measurement.

Checked by : William Date : 22-6-2018 Certified by : K. Th. Leung Date : 23-6-2018  
CA-R-297 (22/07/2009) Leung Kwok Tai (Assistant Manager)

**\*\* End of Report \*\***



# FUGRO TECHNICAL SERVICES LIMITED

Fugro Development Centre,  
5 Lok Yi Street, Tai Lam,  
Tuen Mun, N.T.,  
Hong Kong.

Tel : +852 2450 8233  
Fax : +852 2450 6138  
E-mail : matlab@fugro.com  
Website : www.fugro.com

# MaterialLab

Report no.: 172379CA180336

Page 1 of 1

## CALIBRATION CERTIFICATE OF SOUND LEVEL METER

### Client Supplied Information

Client : MaterialLab Consultants Ltd.

Address : Room 723 & 725, 7/F., Block B Profit Industrial Building, 1-15 Kwai Fung Crescent, Kwai Chung, N.T.

Project : Calibration Services

Details of Unit Under Test, UUT

Description : Sound Level Meter

Manufacturer : Rion

Model No.

Serial No.

Next Calibration Date : 13-Feb-2019

Specification Limit : EN 61672: 2003 Type 1

Meter	Microphone	Preamplifier
NL-52	NH-59	NH-25
00943295	10452	43311

### Laboratory Information

Description : B & K Acoustic Multifunction Calibrator 4226

Equipment ID. : R-108-1

Date of Calibration : 14-Feb-2018 Ambient Temperature : 22 °C

Calibration Location : Calibration Laboratory of FTS

Method Used : By direct comparison

### Calibration Results :

Parameters		Mean Value (dB)	Specification Limit(dB)
A-weighting frequency response	4000Hz	1.1	2.6 to -0.6
	2000Hz	1.5	2.8 to -0.4
	1000Hz	0.4	1.1 to -1.1
	500Hz	-2.8	-1.8 to -4.6
	250Hz	-8.1	-7.2 to -10.0
	125Hz	-15.5	-14.6 to -17.6
	63Hz	-25.6	-24.7 to -27.7
	31.5Hz	-38.6	-37.4 to -41.4
C-weighting frequency response	4000Hz	-0.7	0.8 to -2.4
	2000Hz	0.1	1.4 to -1.8
	1000Hz	0.4	1.1 to -1.1
	500Hz	0.5	1.4 to -1.4
	250Hz	0.5	1.4 to -1.4
	125Hz	0.4	1.3 to -1.7
	63Hz	-0.2	0.7 to -2.3
	31.5Hz	-2.5	-1.0 to -5.0
Differential level linearity	94dB-104dB	0.0	± 0.6
	104dB-114dB	0.0	± 0.6

### Remarks :

1. The equipment used in this calibration is traceable to recognized National Standards.
2. The mean value is the average of four measurements.
3. Setting for calibration: Reference SPL is 94, 104 & 114dB, reference range is automatic & time weighing is fast
4. The equipment does comply with EN 61672: 2003 Type 1 sound level meter for the above measurement.

Checked by :   
CA-R-297 (22/07/2009)

Date : 15-2-2018

Certified by :

Chan Chun Wai (Manager)

Date : 26.2.2018

\*\* End of Report \*\*



# FUGRO TECHNICAL SERVICES LIMITED

Fugro Development Centre,  
5 Lok Yi Street, Tai Lam,  
Tuen Mun, N.T.,  
Hong Kong.

Tel : +852 2450 8233  
Fax : +852 2450 6138  
E-mail : matlab@fugro.com  
Website : www.fugro.com

# MaterialLab

Report no.: 183057CA185294

Page 1 of 1

## CALIBRATION CERTIFICATE OF SOUND CALIBRATOR

### Client Supplied Information

Client : MaterialLab Consultants Ltd.

Project : Calibration Services

Details of Unit Under Test, UUT

Description : Sound Calibrator  
Manufacturer : Casella (Model no. CEL-120/1)  
Serial No. : 5230736  
Equipment ID : FY-SLC-01  
Next Calibration Date : 18-Jul-2019  
Specification Limit : EN 60942: 2003 Type 1

### Laboratory Information

Description : Reference Sound level meter  
Equipment ID. : R-119-1  
Date of Calibration : 19-Jul-2018 Ambient Temperature : 22 °C  
Calibration Location : Calibration Laboratory of FTS  
Method Used : By direct comparison

### Calibration Results :

Parameters (Setting of UUT)	Mean Value (error of measurement)	Specification Limit(dB)
94dB	0.0 dB	±0.4dB
114dB	-0.2 dB	

### Remarks :

1. The equipment used in this calibration is traceable to recognized National Standards.
2. The mean value is the average of four measurements.
3. The equipment does comply with the specification limit.

Checked by : William Date : 20-7-2018 Certified by : Chan Chun Wai Date : 23.7.2018

CA-R-297 (22/07/2009)

Chan Chun Wai (Manager)

**\*\* End of Report \*\***

# FUGRO TECHNICAL SERVICES LIMITED

Fugro Development Centre,  
5 Lok Yi Street, Tai Lam,  
Tuen Mun, N.T.,  
Hong Kong.

Tel : +852 2450 8233  
Fax : +852 2450 6138  
E-mail : matlab@fugro.com  
Website : www.fugro.com

# MaterialLab

Report no.: 172379CA180517(1)

Page 1 of 1

## CALIBRATION CERTIFICATE OF SOUND CALIBRATOR

### Client Supplied Information

Client : MaterialLab Consultants Ltd.

Project : Calibration Services

Details of Unit Under Test, UUT

Description : Sound Calibrator  
Manufacturer : Casella (Model no. CEL-120/1)  
Serial No. : 5230758  
Equipment ID : FY-SLC-01  
Next Calibration Date : 11-Mar-2019  
Specification Limit : EN 60942: 2003 Type 1

### Laboratory Information


Description : Reference Sound level meter  
Equipment ID. : R-119-1  
Date of Calibration : 12-Mar-2018 Ambient Temperature : 22 °C  
Calibration Location : Calibration Laboratory of FTS  
Method Used : By direct comparison

### Calibration Results :

Parameters (Setting of UUT)	Mean Value (error of measurement)	Specification Limit(dB)
94dB	-0.4 dB	±0.4dB
114dB	-0.3 dB	

### Remarks :

1. The equipment used in this calibration is traceable to recognized National Standards.
2. The mean value is the average of four measurements.
3. The equipment does comply with the specification limit.

Checked by :   
CA-R-297 (22/07/2009)

Date : 13.3.2018

Certified by : 

Chan Chun Wai (Manager)

Date : 13.3.2018

**\*\* End of Report \*\***

## FUGRO TECHNICAL SERVICES LIMITED

Fugro Development Centre,  
5 Lok Yi Street, Tai Lam,  
Tuen Mun, N.T.,  
Hong Kong.

Tel : +852 2450 8233  
Fax : +852 2450 6138  
E-mail : matlab@fugro.com  
Website : www.fugro.com

# MaterialLab

Report No. : 183057CA185180(1)

Page 1 of 1

### CALIBRATION CERTIFICATE OF ANEMOMETER

#### Client Supplied Information

Client : MaterialLab Consultants Ltd.

Project : Calibration Services

#### Details of Unit Under Test, UUT

Description : Anemometer

Manufacturer : Benetech

Model No. : GM816

Serial No. : 13372555

Equipment ID. : N/A

Next Calibration Date : 08-Jun-2019

#### Laboratory Information

##### Details of Reference Equipment –

Description : Reference Anemometer

Equipment ID. : R-101-4

Date of Calibration : 09-Jun-2018 Ambient Temperature : 22 °C

Calibration Location : Calibration Laboratory of FTS

Method Used : By direct Comparison

#### Calibration Results :

Reference Reading (m/s)	UUT Reading (m/s)	Error (m/s)
1.96	2.2	0.2
4.04	4.1	0.1
6.05	6.2	0.2
8.02	7.9	-0.1
10.06	9.7	-0.4

#### Remark :

1. The equipment being used in this calibration is traceable to recognized National Standards.

Checked by : William Date : 12-6-2018 Certified by : Chan Chun Wai Date : 13-6-2018

CA-R-297 (22/07/2009)

Chan Chun Wai (Manager)

**\*\* End of Report \*\***

# FUGRO TECHNICAL SERVICES LIMITED

Fugro Development Centre,  
5 Lok Yi Street, Tai Lam,  
Tuen Mun, N.T.,  
Hong Kong.

Tel : +852 2450 8233  
Fax : +852 2450 6138  
E-mail : matlab@fugro.com  
Website : www.fugro.com

# Materialab

Report No. : 182933CA185214(2)

Page 1 of 1

## CALIBRATION CERTIFICATE OF ANEMOMETER

### Client Supplied Information

Client : Materialab Consultants Ltd.

Address: Room 723 & 725, 7F., Block B Profit Industrial Building, 1-15 Kwai Fung Crescent, Kwai Chung, N.T.

Project : Calibration Services

### Details of Unit Under Test, UUT

Description : Comfort Level Probe

Manufacturer : Testo

Model No. :

Serial No. :

Equipment ID :

Meter	Probe
480	409
61003846	03216409

N/A

Next Calibration Due Date : 22-Aug-2019

### Laboratory Information

Details of Reference Equipment –

Description : Reference Anemometer

Equipment ID. : R-101-4

Date of Calibration : 23-Aug-2018

Ambient Temperature : 20± 2 °C

Calibration Location : Calibration Laboratory of FTS

Method Used : By direct Comparison

### Calibration Results :

Reference Reading (m/s)	UUT Reading (m/s)	Error (m/s)
1.05	1.06	0.01
3.02	3.06	0.04
5.04	5.07	0.03

### Remarks :

1. The equipment being used in this calibration is traceable to recognized National Standards.
2. The reported readings in this calibration are an average from 10 trials.

Checked by : William Date : 31-8-2018 Certified by : K. T. Leung Date : 31-8-2018  
CA-R-297 (22/07/2009) Leung Kwok Tai (Assistant Manager)

**\*\* End of Report \*\***

## **FUGRO TECHNICAL SERVICES LIMITED**

Fugro Development Centre,  
5 Lok Yi Street, Tai Lam,  
Tuen Mun, N.T.,  
Hong Kong.

Tel : +852 2450 8233  
Fax : +852 2450 6138  
E-mail : [matlab@fugro.com](mailto:matlab@fugro.com)  
Website : [www.fugro.com](http://www.fugro.com)



### **Appendix E**

#### **Environmental Monitoring Schedule**

**FUGRO TECHNICAL SERVICES LIMITED**

Fugro Development Centre,  
5 Lok Yi Street, Tai Lam,  
Tuen Mun, N.T.,  
Hong Kong.

Tel : +852 2450 8233  
Fax : +852 2450 6138  
E-mail : matlab@fugro.com  
Website : www.fugro.com



**Project: KL/2014/03 - Kai Tak Development – Stage 3 Infrastructure Works for Developments at the Southern Part of the Former Runway**

**Impact Monitoring Schedule (December 2018)**

Sun	Mon	Tue	Wed	Thur	Fri	Sat
						1
2	3	4 TSP Monitoring Noise Monitoring	5	6	7	8
9	10 TSP Monitoring Noise Monitoring	11	12	13	14	15 TSP Monitoring Noise Monitoring
16	17	18	19	20	21 TSP Monitoring Noise Monitoring	22
23	24	25	26	27 TSP Monitoring Noise Monitoring	28	29
30	31					

**Remarks**

1. Monitoring Locations – KTD1a: Centre of Excellence in Paediatric (Children's Hospital), KTD2b: G/IC Zone next to Kwun Tong Bypass (Next to the site of the New Acute Hospital), KER1b: Site Boundary at Cheung Yip Street
2. TSP Monitoring: 24-hours TSP Monitoring per 6 days, and 3 x 1-hour TSP Monitoring per 6 days (as required in case of complaints)
3. Noise Monitoring: Leq (30 min) between 0700 and 1900 hours.



## FUGRO TECHNICAL SERVICES LIMITED

Fugro Development Centre,  
5 Lok Yi Street, Tai Lam,  
Tuen Mun, N.T.,  
Hong Kong.

Tel : +852 2450 8233  
Fax : +852 2450 6138  
E-mail : matlab@fugro.com  
Website : www.fugro.com



### Project: KL/2014/03 - Kai Tak Development – Stage 3 Infrastructure Works for Developments at the Southern Part of the Former Runway

#### Impact Monitoring Schedule (January 2019)

Sun	Mon	Tue	Wed	Thur	Fri	Sat
		1	2 TSP Monitoring Noise Monitoring	3	4	5
6	7	8 TSP Monitoring Noise Monitoring	9	10	11	12
13	14 TSP Monitoring Noise Monitoring	15	16	17	18	19 TSP Monitoring Noise Monitoring
20	21	22	23	24	25 TSP Monitoring Noise Monitoring	26
27	28	29	30	31 TSP Monitoring Noise Monitoring		

#### Remarks

1. Monitoring Locations – KTD1a: Centre of Excellence in Paediatric (Children's Hospital), KTD2b: G/IC Zone next to Kwun Tong Bypass (Next to the site of the New Acute Hospital), KER1b: Site Boundary at Cheung Yip Street
2. TSP Monitoring: 24-hours TSP Monitoring per 6 days, and 3 x 1-hour TSP Monitoring per 6 days (as required in case of complaints)
3. Noise Monitoring: Leq (30 min) between 0700 and 1900 hours.

**FUGRO TECHNICAL SERVICES LIMITED**

Fugro Development Centre,  
5 Lok Yi Street, Tai Lam,  
Tuen Mun, N.T.,  
Hong Kong.

Tel : +852 2450 8233  
Fax : +852 2450 6138  
E-mail : matlab@fugro.com  
Website : www.fugro.com



**Project: KL/2014/03 - Kai Tak Development – Stage 3 Infrastructure Works for Developments at the Southern Part of the Former Runway**

**Impact Monitoring Schedule (February 2019)**

Sun	Mon	Tue	Wed	Thur	Fri	Sat
					1	2 TSP Monitoring Noise Monitoring
3	4	5	6	7	8 TSP Monitoring Noise Monitoring	9
10	11	12	13	14 TSP Monitoring Noise Monitoring	15	16
17	18	19	20 TSP Monitoring Noise Monitoring	21	22	23
24	25	26 TSP Monitoring Noise Monitoring	27	28		

**Remarks**

1. Monitoring Locations – KTD1a: Centre of Excellence in Paediatric (Children's Hospital), KTD2b: G/IC Zone next to Kwun Tong Bypass (Next to the site of the New Acute Hospital), KER1b: Site Boundary at Cheung Yip Street
2. TSP Monitoring: 24-hours TSP Monitoring per 6 days, and 3 x 1-hour TSP Monitoring per 6 days (as required in case of complaints)
3. Noise Monitoring: Leq (30 min) between 0700 and 1900 hours.



**FUGRO TECHNICAL SERVICES LIMITED**

Fugro Development Centre,  
5 Lok Yi Street, Tai Lam,  
Tuen Mun, N.T.,  
Hong Kong.

Tel : +852 2450 8233  
Fax : +852 2450 6138  
E-mail : matlab@fugro.com  
Website : www.fugro.com



**Project: KL/2014/03 - Kai Tak Development – Stage 3 Infrastructure Works for Developments at the Southern Part of the Former Runway**

**Impact Monitoring Schedule (March 2019)**

Sun	Mon	Tue	Wed	Thur	Fri	Sat
					1	2
3	4 TSP Monitoring Noise Monitoring	5	6	7	8	9 TSP Monitoring Noise Monitoring
10	11	12	13	14	15 TSP Monitoring Noise Monitoring	16
17	18	19	20	21 TSP Monitoring Noise Monitoring	22	23
24	25	26	27 TSP Monitoring Noise Monitoring	28	29	30
31						

**Remarks**

1. Monitoring Locations – KTD1a: Centre of Excellence in Paediatric (Children's Hospital), KTD2b: G/IC Zone next to Kwun Tong Bypass (Next to the site of the New Acute Hospital), KER1b: Site Boundary at Cheung Yip Street
2. TSP Monitoring: 24-hours TSP Monitoring per 6 days, and 3 x 1-hour TSP Monitoring per 6 days (as required in case of complaints)
3. Noise Monitoring: Leq (30 min) between 0700 and 1900 hours.

## **FUGRO TECHNICAL SERVICES LIMITED**

Fugro Development Centre,  
5 Lok Yi Street, Tai Lam,  
Tuen Mun, N.T.,  
Hong Kong.

Tel : +852 2450 8233  
Fax : +852 2450 6138  
E-mail : [matlab@fugro.com](mailto:matlab@fugro.com)  
Website : [www.fugro.com](http://www.fugro.com)



### **Appendix F**

#### **Air Quality Monitoring Data**

24-hour TSP Monitoring Result for  
 Kai Tak Development - Stage 3 Infrastructure Works for  
 Developments at the Southern Part of the Former Runway

KTD1a - Centre of Excellence in Paediatrics (Children's Hospital)

Start Date	Weather Condition	Air Temperature (K)	Atmospheric Pressure, Pa (mmHg)	Filter Weight (g)		Particulate weight (g)	Sampling Time(hrs)	Flow Rate (m³/min.)		Average flow (m³/min.)	Total volume (m³)	Conc. (ug/m³)	Action Level	Limit Level
				Initial	Final			Initial	Final				(ug/m³)	(ug/m³)
4-Dec-18	Fine	296.6	760.6	2.6920	2.8414	0.1494	24	1.19	1.18	1.19	1706.4	88	177	260
10-Dec-18	Cloudy	290.0	764.8	2.6910	2.7924	0.1014	24	1.21	1.18	1.19	1719.6	59		
15-Dec-18	Fine	294.2	767.7	2.6929	2.7513	0.0584	24	1.20	1.18	1.19	1714.6	34		
21-Dec-18	Fine	298.0	762.1	2.6932	2.7720	0.0788	24	1.19	1.18	1.18	1705.1	46		
27-Dec-18	Cloudy	295.8	762.5	2.6937	2.7990	0.1053	24	1.19	1.18	1.19	1708.8	62		
												Min	34	
												Max	88	
												Average	58	

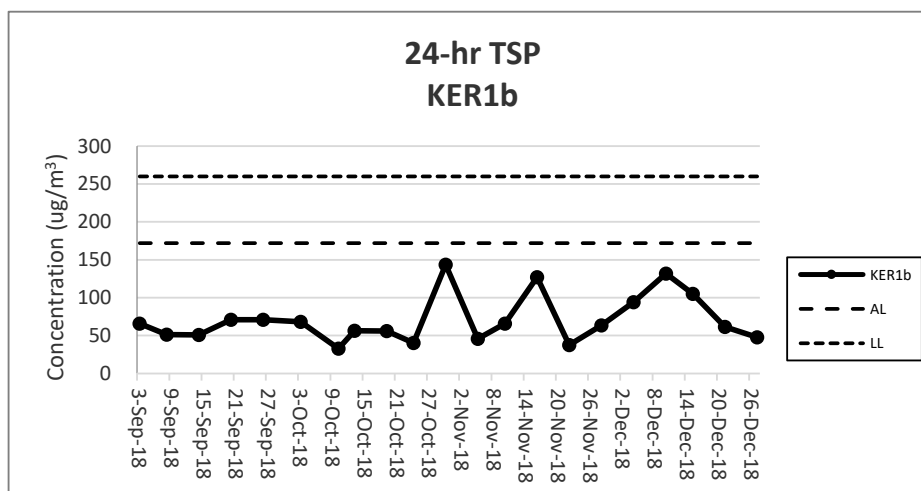
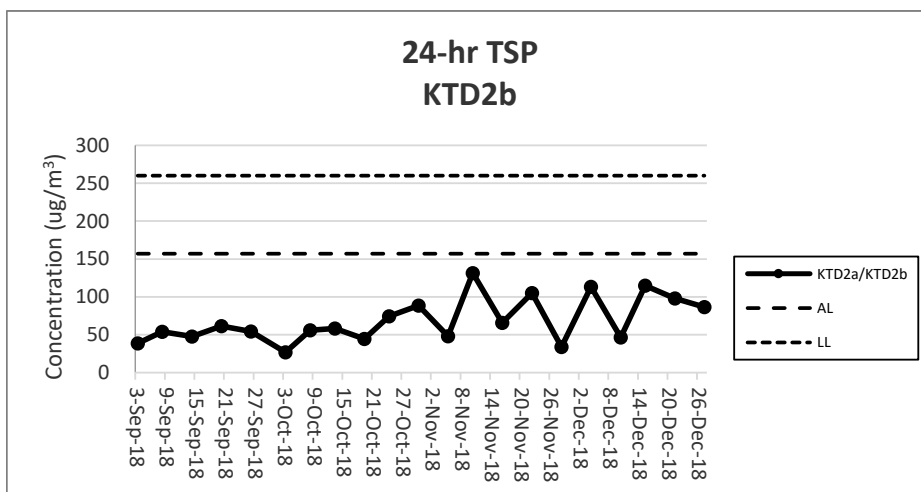
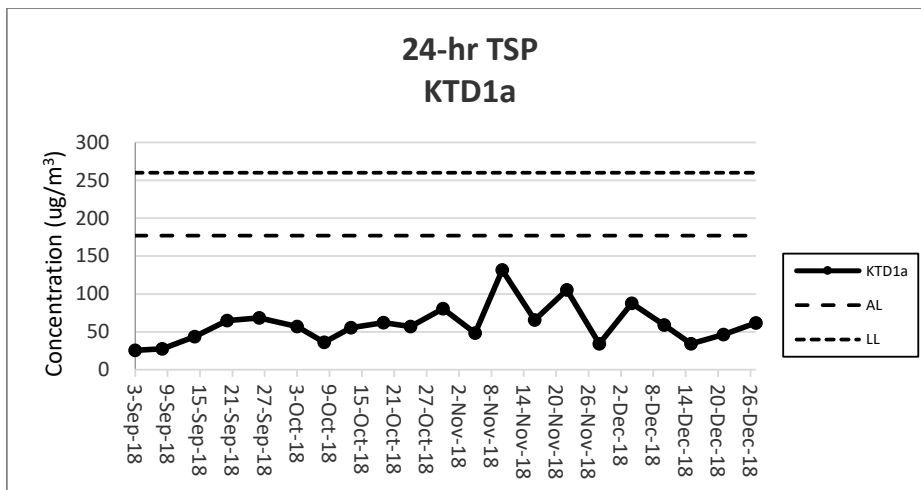
KTD 2b: G/C Zone next to Kwun Tong Bypass (Next to the site of the New Acute Hospital)

Start Date	Weather Condition	Air Temperature (K)	Atmospheric Pressure, Pa (mmHg)	Filter Weight (g)		Particulate weight (g)	Sampling Time(hrs)	Flow Rate (m³/min.)		Average flow (m³/min.)	Total volume (m³)	Conc. (ug/m³)	Action Level	Limit Level
				Initial	Final			Initial	Final				(ug/m³)	(ug/m³)
4-Dec-18	Fine	296.6	760.6	2.6796	2.9119	0.2323	24	1.43	1.42	1.42	2050.1	113	157	260
10-Dec-18	Cloudy	290.0	764.8	2.6894	2.8000	0.1106	24	1.67	1.64	1.66	2387.1	46		
15-Dec-18	Fine	294.2	767.7	2.6962	2.9816	0.2854	24	1.74	1.71	1.73	2486.0	115		
21-Dec-18	Fine	298.0	762.1	2.6880	2.9199	0.2319	24	1.64	1.64	1.64	2365.7	98		
27-Dec-18	Cloudy	295.8	762.5	2.6873	2.8927	0.2054	24	1.65	1.64	1.65	2371.2	87		
												Min	46	
												Max	115	
												Average	92	

KER1b - Site Boundary at Cheung Yip Street

Start Date	Weather Condition	Air Temperature (K)	Atmospheric Pressure, Pa (mmHg)	Filter Weight (g)		Particulate weight (g)	Sampling Time(hrs)	Flow Rate (m³/min.)		Average flow (m³/min.)	Total volume (m³)	Conc. (ug/m³)	Action Level	Limit Level
				Initial	Final			Initial	Final				(ug/m³)	(ug/m³)
4-Dec-18	Fine	296.6	760.6	2.6983	2.8733	0.1750	24	1.29	1.29	1.29	1856.8	94	172	260
10-Dec-18	Cloudy	290.0	764.8	2.6238	2.8353	0.2115	24	1.12	1.10	1.11	1603.2	132		
15-Dec-18	Fine	294.2	767.7	2.6850	2.8438	0.1588	24	1.06	1.04	1.05	1508.4	105		
21-Dec-18	Fine	298.0	762.1	2.6817	2.7960	0.1143	24	1.29	1.29	1.29	1855.2	62		
27-Dec-18	Cloudy	295.8	762.5	2.6922	2.7854	0.0932	24	1.36	1.35	1.35	1948.9	48		
												Min	48	
												Max	132	
												Average	88	

Note:  
Underline: Exceedance of Action Level  
Underline and Bold: Exceedance of Limit Level



Note:

- 1) The major activities being carried out on site during the reporting period can be referred to Section 1.3.2.
- 2) The weather conditions during the reporting period can be referred to Appendix K.
- 3) Any other factors which might affect the monitoring results can be referred to Section 2.6.4.
- 4) QA/QC results, calibration results and detection limits can be referred to Appendix D.
- 5) Power supply of high volume sampler at KER1b was suspended on 8 October 2018 due to the damage of the cable, TSP monitoring was resumed at 10 October 2018.

## **FUGRO TECHNICAL SERVICES LIMITED**

Fugro Development Centre,  
5 Lok Yi Street, Tai Lam,  
Tuen Mun, N.T.,  
Hong Kong.

Tel : +852 2450 8233  
Fax : +852 2450 6138  
E-mail : [matlab@fugro.com](mailto:matlab@fugro.com)  
Website : [www.fugro.com](http://www.fugro.com)



### **Appendix G**

#### **Noise Monitoring Data**

**Noise Impact Monitoring Result for  
Kai Tak Development - Stage 3 Infrastructure Works for  
Developments at the Southern Part of the Former Runway**

**KTD 1a: Centre of Excellence in Paediatrics (Children's Hospital)**

Date	Start Time	Leq 30min dB(A)	L10 dB(A)	L90 dB(A)	Wind Speed (m/s)	Weather
04-Dec-18	10:45	65	69	54	1.0	Fine
10-Dec-18	9:17	71	72	67	0.4	Cloudy
15-Dec-18	9:15	69	71	67	0.1	Fine
21-Dec-18	14:09	70	72	69	0.0	Fine
27-Dec-18	9:39	67	70	65	0.1	Cloudy
<b>Max</b>		71				
<b>Min</b>		65				
<b>Limit Level</b>		75				

**KTD 2b: G/C Zone next to Kwun Tong Bypass (Next to the site of the New Acute Hospital)**

Date	Start Time	Leq 30min dB(A)	L10 dB(A)	L90 dB(A)	Wind Speed (m/s)	Weather
04-Dec-18	11:30	71	76	61	0.8	Fine
10-Dec-18	10:03	68	71	66	0.5	Cloudy
15-Dec-18	10:30	71	73	69	0.4	Fine
21-Dec-18	13:33	69	71	66	1.6	Fine
27-Dec-18	10:32	70	71	67	0.1	Cloudy
<b>Max</b>		71				
<b>Min</b>		68				
<b>Limit Level</b>		75				

**KER 1b: Site Boundary at Cheung Yip Street**

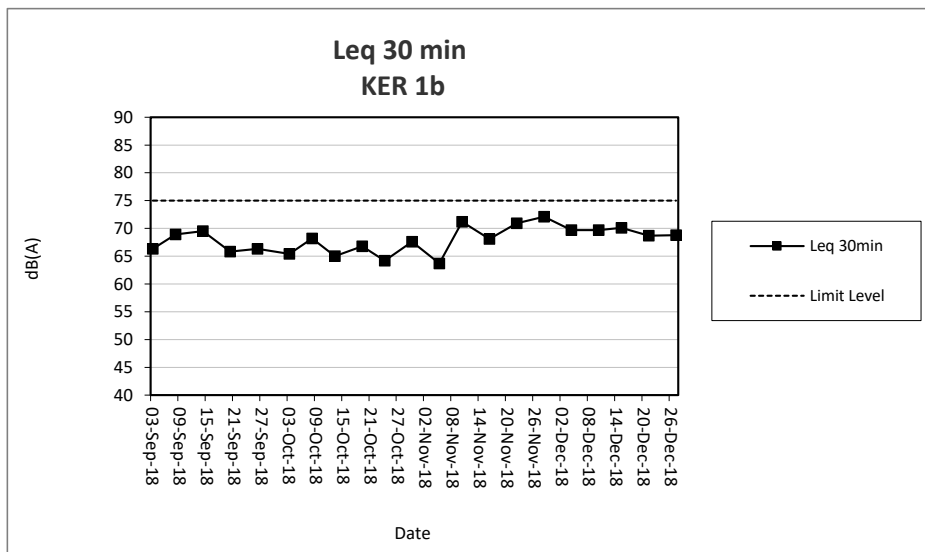
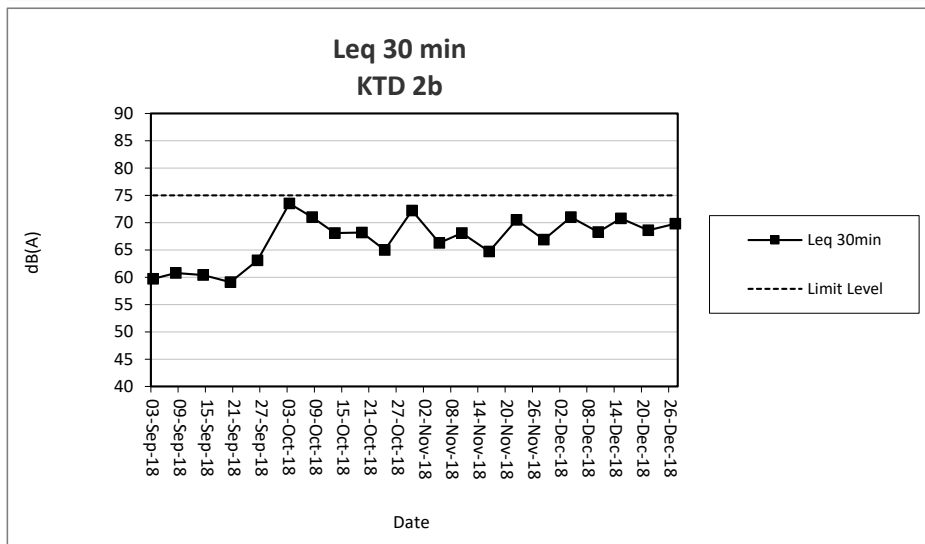
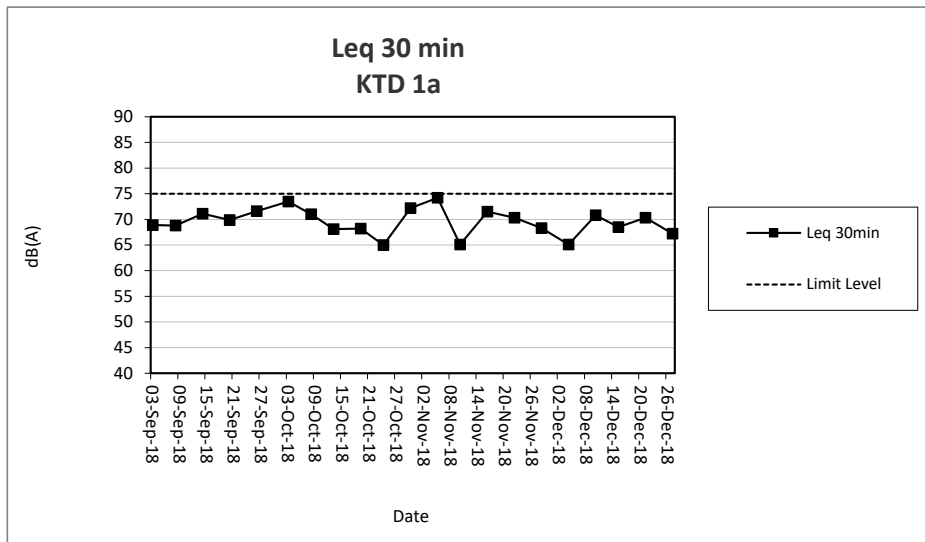
Date	Start Time	Leq 30min dB(A)	L10 dB(A)	L90 dB(A)	Wind Speed (m/s)	Weather
04-Dec-18	10:00	70	72	66	1.2	Fine
10-Dec-18	8:30	70	72	66	0.8	Cloudy
15-Dec-18	8:30	70	72	68	0.4	Fine
21-Dec-18	14:48	69	70	66	0.6	Fine
27-Dec-18	8:30	69	71	67	0.2	Cloudy
<b>Max</b>		70				
<b>Min</b>		69				
<b>Limit Level</b>		75				

Note:

KTD1a: Façade Measurement

KTD2b & KER1b: Free-field measurement (+3dB(A) correction has been applied)

No raining or wind with speed over 5 m/s was observed during noise monitoring according to the onsite observation.



Note:

- 1) The major activities being carried out on site during the reporting period can be referred to Section 1.3.2.
- 2) The weather conditions during the reporting period can be referred to Appendix K.
- 3) Any other factors which might affect the monitoring results can be referred to Section 3.7.2.
- 4) QA/QC results, calibration results and detection limits can be referred to Appendix D.

## **FUGRO TECHNICAL SERVICES LIMITED**

Fugro Development Centre,  
5 Lok Yi Street, Tai Lam,  
Tuen Mun, N.T.,  
Hong Kong.

Tel : +852 2450 8233  
Fax : +852 2450 6138  
E-mail : [matlab@fugro.com](mailto:matlab@fugro.com)  
Website : [www.fugro.com](http://www.fugro.com)



### **Appendix H**

#### **Events and Action Plan**



# FUGRO TECHNICAL SERVICES LIMITED

Fugro Development Centre,  
5 Lok Yi Street, Tai Lam,  
Tuen Mun, N.T.,  
Hong Kong.

Tel : +852 2450 8233  
Fax : +852 2450 6138  
E-mail : matlab@fugro.com  
Website : www.fugro.com



## Event and Action Plan for Construction Dust Monitoring

EVENT	ACTION			
	ET	IEC	ER	Contractor
<b>Action Level</b>				
Exceedance for one sample.	<ol style="list-style-type: none"> <li>1. Identify sources, investigate the causes of complaint and propose remedial measures.</li> <li>2. Inform IEC and ER.</li> <li>3. Repeat measurement to confirm finding;.</li> <li>4. Increase monitoring frequency</li> </ol>	<ol style="list-style-type: none"> <li>1. Check monitoring data submitted by the ET.</li> <li>2. Check the Contractor's working methods.</li> </ol>	<ol style="list-style-type: none"> <li>1. Notify the Contractor.</li> </ol>	<ol style="list-style-type: none"> <li>1. Rectify any unacceptable practices.</li> <li>2. Amend working methods agreed with the ER as appropriate.</li> </ol>
Exceedance for two or more consecutive samples.	<ol style="list-style-type: none"> <li>1. Identify sources.</li> <li>2. Inform the IEC and ER.</li> <li>3. Advise the ER on the effectiveness of the proposed remedial measures;</li> <li>4. Repeat measurements to confirm findings.</li> <li>5. Increase monitoring frequency to daily.</li> <li>6. Discuss with the IEC, ER and Contractor on remedial action required.</li> <li>7. If exceedance continues, arrange meeting with the IEC, Contractor and ER.</li> <li>8. If exceedance stops, cease additional monitoring.</li> </ol>	<ol style="list-style-type: none"> <li>1. Check monitoring data submitted by the ET.</li> <li>2. Check the Contractor's working methods.</li> <li>3. Discuss with the ET, ER and Contractor on possible remedial measures if required.</li> <li>4. Advise the ER on the effectiveness of proposed remedial measures if required.</li> </ol>	<ol style="list-style-type: none"> <li>1. Notify the Contractor.</li> <li>2. Ensure remedial measures properly implemented.</li> </ol>	<ol style="list-style-type: none"> <li>1. Submit proposals for remedial action to the ER within 3 working days of notification.</li> <li>2. Implement the agreed proposals.</li> <li>3. Amend proposal as appropriate</li> </ol>
<b>Limit Level</b>				
Exceedance for one sample.	<ol style="list-style-type: none"> <li>1. Identify sources, investigate causes of exceedance and proposed remedial measures.</li> <li>2. Inform the IEC, ER, and Contractor.</li> <li>3. Repeat measurement to confirm finding.</li> <li>4. Increase monitoring frequency to daily.</li> <li>5. Assess effectiveness of the Contractor's remedial action and keep the IEC and ER informed of the results</li> </ol>	<ol style="list-style-type: none"> <li>1. Check monitoring data submitted by the ET.</li> <li>2. Check the Contractor's working methods.</li> <li>3. Discuss with the ET, ER and Contractor on possible remedial measures.</li> <li>4. Advise the ER and ET on the effectiveness of the proposed remedial measures.</li> <li>5. Supervise the implementation of remedial measures.</li> </ol>	<ol style="list-style-type: none"> <li>1. Confirm receipt of the notification of exceedance in writing.</li> <li>2. Notify the Contractor.</li> <li>3. Ensure remedial measures are properly implemented.</li> </ol>	<ol style="list-style-type: none"> <li>1. Take immediate action to avoid further exceedance.</li> <li>2. Submit proposals for remedial action to the ER and copy to the ET and IEC within 3 working days of notification.</li> <li>3. Implement the agreed proposals.</li> <li>4. Amend proposal as appropriate.</li> </ol>
Exceedance for two or more consecutive samples	<ol style="list-style-type: none"> <li>1. Notify the IEC, ER and Contractor.</li> <li>2. Identify sources.</li> <li>3. Repeat measurements to confirm findings.</li> <li>4. Increase monitoring frequency to daily.</li> <li>5. Carry out analysis of the Contractor's working procedures with the ER to determine the possible mitigation to be implemented.</li> <li>6. Arrange meeting with the IEC and ER to discuss the remedial</li> </ol>	<ol style="list-style-type: none"> <li>1. Discuss amongst the ER, ET and Contractor on the potential remedial action.</li> <li>2. Review the Contractor's remedial action whenever necessary to assure their effectiveness and advise the ER and ET accordingly.</li> <li>3. Supervise the implementation of remedial measures.</li> </ol>	<ol style="list-style-type: none"> <li>1. Confirm receipt of the notification of exceedance in writing.</li> <li>2. Notify the Contractor.</li> <li>3. In consultation with the IEC and ET, agree with the Contractor on the remedial measures to be implemented.</li> <li>4. Ensure remedial measures are properly implemented.</li> <li>5. If exceedance continues, consider</li> </ol>	<ol style="list-style-type: none"> <li>1. Take immediate action to avoid further exceedance.</li> <li>2. Submit proposals for remedial action to the ER and copy to the IEC and ET within 3 working days of notification.</li> <li>3. Implement the agreed proposals.</li> <li>4. Resubmit proposals if problems still not under control.</li> <li>5. Stop the relevant portion of works as determined by the ER</li> </ol>

## FUGRO TECHNICAL SERVICES LIMITED

Fugro Development Centre,  
5 Lok Yi Street, Tai Lam,  
Tuen Mun, N.T.,  
Hong Kong.

Tel : +852 2450 8233  
Fax : +852 2450 6138  
E-mail : matlab@fugro.com  
Website : www.fugro.com



EVENT	ACTION			
	ET	IEC	ER	Contractor
	action to be taken. 7. Assess the effectiveness of the Contractor's remedial action and keep the IEC, EPD and ER informed of the results. 8. If exceedance stops, cease additional monitoring		what portion of works is responsible and instruct the Contractor to stop that portion of works until the exceedance is abated.	until the exceedance is abated.

## FUGRO TECHNICAL SERVICES LIMITED

Fugro Development Centre,  
5 Lok Yi Street, Tai Lam,  
Tuen Mun, N.T.,  
Hong Kong.

Tel : +852 2450 8233  
Fax : +852 2450 6138  
E-mail : matlab@fugro.com  
Website : www.fugro.com



### Event and Action Plan for Noise Impact

EVENT	ACTION			
	ET	IEC	ER	Contractor
Action Level	<ol style="list-style-type: none"> <li>1. Notify the IEC, ER and Contractor.</li> <li>2. Carry out investigation.</li> <li>3. Report the results of investigation to the IEC and Contractor.</li> <li>4. Discuss jointly with the ER and Contractor and formulate remedial measures.</li> <li>5. Increase the monitoring frequency to check the mitigation effectiveness</li> </ol>	<ol style="list-style-type: none"> <li>1. Review the monitoring data submitted by the ET.</li> <li>2. Review the construction methods and proposed remedial measures by the Contractor, and advise the ET and ER if the proposed remedial measures would be sufficient</li> </ol>	<ol style="list-style-type: none"> <li>1. Notify the Contractor.</li> <li>2. Require the Contractor to propose remedial measures for implementation if required.</li> </ol>	<ol style="list-style-type: none"> <li>1. Submit noise mitigation proposals to the ER and copy to the IEC and ET.</li> <li>2. Implement noise mitigation proposals.</li> </ol>
Limit Level	<ol style="list-style-type: none"> <li>1. Notify the IEC, ER and Contractor.</li> <li>2. Identify sources.</li> <li>3. Repeat measurements to confirm findings.</li> <li>4. Carry out analysis of the Contractor's working procedures with the ER and Contractor to determine possible mitigations to be implemented.</li> <li>5. Record the causes and action taken for the exceedances.</li> <li>6. Increase the monitoring frequency.</li> <li>7. Assess the effectiveness of the Contractor's remedial action with the ER and keep the IEC informed of the results.</li> <li>8. If exceedance stops, cease additional monitoring</li> </ol>	<ol style="list-style-type: none"> <li>1. Discuss amongst the ER, ET and Contractor on the potential remedial action.</li> <li>2. Review the Contractor's remedial action whenever necessary to assure their effectiveness and advise the ER accordingly.</li> <li>3. Supervise the implementation of remedial measures.</li> </ol>	<ol style="list-style-type: none"> <li>1. Confirm receipt of notification of exceedance in writing.</li> <li>2. Notify the Contractor.</li> <li>3. Require the Contractor to propose remedial measures for the analysed noise problems.</li> <li>4. Ensure remedial measures are properly implemented.</li> <li>5. If exceedance continues, consider what portion of work is responsible and instruct the Contractor to stop that portion of works until the exceedance is abated.</li> </ol>	<ol style="list-style-type: none"> <li>1. Take immediate action to avoid further exceedance.</li> <li>2. Submit proposals for remedial action to the ER and copy to the ET and IEC within 3 working days of notification.</li> <li>3. Implement the agreed proposals.</li> <li>4. Resubmit proposals if problems still not under control.</li> <li>5. Stop the relevant portion of works as determined by the ER until the exceedance is abated.</li> </ol>

## FUGRO TECHNICAL SERVICES LIMITED

Fugro Development Centre,  
5 Lok Yi Street, Tai Lam,  
Tuen Mun, N.T.,  
Hong Kong.

Tel : +852 2450 8233  
Fax : +852 2450 6138  
E-mail : matlab@fugro.com  
Website : www.fugro.com



### Event and Action Plan for Landscape and Visual Impact

EVENT	ACTION			
	ET	IEC	ER	Contractor
Non-conformity on one occasion	1. Identify Source 2. Inform the IEC and the ER 3. Discuss remedial actions with the IEC, the ER and the Contractor 4. Monitor remedial actions until rectification has been completed	1. Check report 2. Check the Contractor's working method 3. Discuss with the ET and the Contractor on possible remedial measures 4. Advise the ER on effectiveness of proposed remedial measures. 5. Check implementation of remedial measures.	1. Notify Contractor 2. Ensure remedial measures are properly implemented	1. Amend working methods 2. Rectify damage and undertake any necessary replacement
Repeated Non-conformity	1. Identify Source 2. Inform the IEC and the ER 3. Increase monitoring frequency 4. Discuss remedial actions with the IEC, the ER and the Contractor 5. Monitor remedial actions until rectification has been completed 6. If exceedance stops, cease additional monitoring	1. Check monitoring report 2. Check the Contractor's working method 3. Discuss with the ET and the Contractor on possible remedial measures 4. Advise the ER on effectiveness of proposed remedial measures 5. Supervise implementation of remedial measures.	1. Notify the Contractor 2. Ensure remedial measures are properly implemented	1. Amend working methods 2. Rectify damage and undertake any necessary replacement

## **FUGRO TECHNICAL SERVICES LIMITED**

Fugro Development Centre,  
5 Lok Yi Street, Tai Lam,  
Tuen Mun, N.T.,  
Hong Kong.

Tel : +852 2450 8233  
Fax : +852 2450 6138  
E-mail : matlab@fugro.com  
Website : www.fugro.com



### **Appendix I**

#### **Waste Flow Table**

# FUGRO TECHNICAL SERVICES LIMITED

Fugro Development Centre,  
5 Lok Yi Street, Tai Lam,  
Tuen Mun, N.T.,  
Hong Kong.

Tel : +852 2450 8233  
Fax : +852 2450 6138  
E-mail : matlab@fugro.com  
Website : www.fugro.com



## Waste Flow Table for Year 2016

Monthly Ending	Actual Quantities of Inert C&D Materials Generated Monthly						Actual Quantities of Non-inert C&D Wastes Generated Monthly				
	Total Quantity Generated (Inert C&D)	Hard Rock and Large Broken Concrete	Reused in the Contract	Reused in other Projects	Disposed as Public Fill	Imported Fill	Metals	Paper/ cardboard packaging	Plastics (see Note 2)	Chemical Waste	Others, e.g. general refuse
	(in '000m <sup>3</sup> )	(in '000m <sup>3</sup> )	(in '000m <sup>3</sup> )	(in '000m <sup>3</sup> )	(in '000m <sup>3</sup> )	(in '000m <sup>3</sup> )	(in '000 kg)	(in '000kg)	(in '000kg)	(in '000kg)	(in '000m <sup>3</sup> )
2016 Jan	0.159	0.101	0.058	Nil	Nil	Nil	Nil	0.023	0.00002	0.0158	0.0335
2016 Feb	0.291	0.050	0.241	Nil	Nil	Nil	1.34	0.023	0.00002	0.0158	0.0335
2016 Mar	2.7389	0.0407	0.0662	Nil	2.632	Nil	5.92	0.023	0.00002	0.0158	0.0571
2016 Apr	4.1718	0.0578	0.462	Nil	3.652	Nil	12.5	0.023	0.00002	0.0158	0.0426
2016 May	3.592	Nil	0.299	Nil	3.293	Nil	5.23	0.023	0.00002	0.0158	0.0621
2016 June	4.6035	Nil	0.8555	Nil	3.748	Nil	Nil	0.023	0.00002	0.0158	0.0619
2016 July	6.155	0.153	0.015	Nil	5.987	Nil	7.84	0.023	0.00002	0.0158	0.0433
2016 Aug	5.1155	Nil	Nil	Nil	5.1155	Nil	19.93	0.023	Nil	Nil	0.0147
2016 Sept	7.2267	Nil	Nil	Nil	7.2267	Nil	33.65	0.023	Nil	Nil	0.0103
2016 Oct	4.6448	Nil	Nil	Nil	4.6448	Nil	13.30	0.023	Nil	Nil	0.0385
2016 Nov	6.1626	Nil	Nil	Nil	6.1626	Nil	27.06	0.023	Nil	Nil	0.0192
2016 Dec	6.3522	Nil	Nil	Nil	6.3522	Nil	13.30	0.023	Nil	Nil	0.0121
<b>Total</b>	<b>51.213</b>	<b>0.4025</b>	<b>1.9967</b>	<b>Nil</b>	<b>48.8138</b>	<b>Nil</b>	<b>140.07</b>	<b>0.276</b>	<b>0.00014</b>	<b>0.1106</b>	<b>0.4288</b>

Note:

- 1) The waste flow table shall also include C&D materials that are specified in the Contract to be imported for use at the Site.
- 2) Plastics refer to plastic bottles/containers, plastic sheets/foam from packaging materials.
- 3) Total Quantity Generated (Inert) = Hard Rock and Large Broken Concrete + Reused in the Contract + Disposed as Public Fill – Imported Fill

# FUGRO TECHNICAL SERVICES LIMITED

Fugro Development Centre,  
5 Lok Yi Street, Tai Lam,  
Tuen Mun, N.T.,  
Hong Kong.

Tel : +852 2450 8233  
Fax : +852 2450 6138  
E-mail : matlab@fugro.com  
Website : www.fugro.com



## Waste Flow Table for Year 2017

Monthly Ending	Actual Quantities of Inert C&D Materials Generated Monthly						Actual Quantities of Non-inert C&D Wastes Generated Monthly				
	Total Quantity Generated (Inert C&D)	Hard Rock and Large Broken Concrete	Reused in the Contract	Reused in other Projects	Disposed as Public Fill	Imported Fill	Metals	Paper/ cardboard packaging	Plastics (see Note 2)	Chemical Waste	Others, e.g. general refuse
	(in '000m <sup>3</sup> )	(in '000m <sup>3</sup> )	(in '000m <sup>3</sup> )	(in '000m <sup>3</sup> )	(in '000m <sup>3</sup> )	(in '000m <sup>3</sup> )	(in '000 kg)	(in '000kg)	(in '000kg)	(in '000kg)	(in '000m <sup>3</sup> )
2017 Jan	4.2300	Nil	Nil	Nil	4.2300	Nil	0.015	0.023	Nil	Nil	0.0109
2017 Feb	3.2128	Nil	Nil	Nil	3.2128	Nil	0.015	0.023	Nil	Nil	0.0096
2017 Mar	9.4759	Nil	Nil	Nil	9.4759	Nil	0.034	0.023	Nil	Nil	0.0162
2017 Apr	4.8827	Nil	Nil	Nil	4.8827	Nil	0.016	0.023	Nil	Nil	0.0062
2017 May	3.0366	Nil	Nil	Nil	3.0366	Nil	0.022	0.023	Nil	Nil	0.0282
2017 Jun	2.5656	Nil	Nil	Nil	2.5656	Nil	41.25	Nil	Nil	Nil	0.0357
2017 Jul	5.5267	Nil	0.7851	Nil	4.7416	Nil	4.01	0.4515	Nil	0.25	0.0364
2017 Aug	11.4734	Nil	0.0276	Nil	11.4458	Nil	7.4	Nil	Nil	Nil	0.0196
2017 Sep	23.9373	Nil	2.6167	Nil	21.3206	Nil	3.52	Nil	Nil	Nil	0.0333
2017 Oct	17.8261	Nil	0.4069	Nil	17.4192	Nil	Nil	Nil	Nil	Nil	0.0156
2017 Nov	5.8834	Nil	0.6664	Nil	5.217	Nil	Nil	Nil	Nil	Nil	0.023
2017 Dec	21.3554	Nil	0.4763	Nil	20.8791	Nil	29.13	Nil	Nil	Nil	0.022
<b>Total</b>	<b>113.4059</b>	<b>Nil</b>	<b>4.9790</b>	<b>Nil</b>	<b>108.4269</b>	<b>Nil</b>	<b>85.412</b>	<b>0.5665</b>	<b>Nil</b>	<b>0.25</b>	<b>0.2567</b>

### Note:

- 1) The waste flow table shall also include C&D materials that are specified in the Contract to be imported for use at the Site.
- 2) Plastics refer to plastic bottles/containers, plastic sheets/foam from packaging materials.
- 3) Total Quantity Generated (Inert) = Hard Rock and Large Broken Concrete + Reused in the Contract + Disposed as Public Fill – Imported Fill

# FUGRO TECHNICAL SERVICES LIMITED

Fugro Development Centre,  
5 Lok Yi Street, Tai Lam,  
Tuen Mun, N.T.,  
Hong Kong.

Tel : +852 2450 8233  
Fax : +852 2450 6138  
E-mail : matlab@fugro.com  
Website : www.fugro.com



Waste Flow Table for Year 2018											
Monthly Ending	Actual Quantities of Inert C&D Materials Generated Monthly						Actual Quantities of Non-inert C&D Wastes Generated Monthly				
	Total Quantity Generated (Inert C&D)	Hard Rock and Large Broken Concrete	Reused in the Contract	Reused in other Projects	Disposed as Public Fill	Imported Fill	Metals	Paper/ cardboard packaging	Plastics (see Note 2)	Chemical Waste	Others, e.g. general refuse
	(in '000m <sup>3</sup> )	(in '000m <sup>3</sup> )	(in '000m <sup>3</sup> )	(in '000m <sup>3</sup> )	(in '000m <sup>3</sup> )	(in '000m <sup>3</sup> )	(in '000 kg)	(in '000kg)	(in '000kg)	(in '000kg)	(in '000m <sup>3</sup> )
2018 Jan	10.2340	Nil	Nil	Nil	10.2340	Nil	32.39	Nil	Nil	Nil	0.0161
2018 Feb	6.5256	Nil	Nil	Nil	6.5256	Nil	Nil	Nil	Nil	Nil	0.0235
2018 Mar	28.1995	Nil	Nil	Nil	28.1995	Nil	54.54	Nil	Nil	Nil	0.0190
2018 Apr	11.2165	Nil	Nil	Nil	11.2165	Nil	Nil	Nil	Nil	Nil	0.0270
2018 May	5.6011	Nil	Nil	Nil	5.6011	Nil	Nil	Nil	Nil	Nil	0.0140
2018 Jun	5.8072	Nil	Nil	Nil	5.8072	Nil	93.3	Nil	Nil	Nil	0.0235
2018 Jul	7.4206	Nil	Nil	Nil	7.4206	Nil	Nil	Nil	Nil	Nil	0.0383
2018 Aug	2.0815	Nil	Nil	Nil	2.0815	Nil	Nil	Nil	Nil	Nil	0.0665
2018 Sep	0.3710	Nil	Nil	Nil	0.3710	Nil	Nil	Nil	Nil	Nil	0.0436
2018 Oct	0.9087	Nil	Nil	Nil	0.9620	0.0533	Nil	Nil	Nil	Nil	0.0444
2018 Nov	0.7291	Nil	Nil	Nil	0.7733	0.0589	Nil	Nil	Nil	Nil	0.0225
2018 Dec	-0.0931	Nil	Nil	Nil	0.3860	0.4791	Nil	Nil	Nil	Nil	0.0228
Total	79.0017	Nil	Nil	Nil	79.5783	0.5913	180.23	Nil	Nil	Nil	0.3614

Note:

- 1) The waste flow table shall also include C&D materials that are specified in the Contract to be imported for use at the Site.
- 2) Plastics refer to plastic bottles/containers, plastic sheets/foam from packaging materials.
- 3) Total Quantity Generated (Inert) = Hard Rock and Large Broken Concrete + Reused in the Contract + Disposed as Public Fill – Imported Fill



## **FUGRO TECHNICAL SERVICES LIMITED**

Fugro Development Centre,  
5 Lok Yi Street, Tai Lam,  
Tuen Mun, N.T.,  
Hong Kong.

Tel : +852 2450 8233  
Fax : +852 2450 6138  
E-mail : [matlab@fugro.com](mailto:matlab@fugro.com)  
Website : [www.fugro.com](http://www.fugro.com)



### **Appendix J**

#### **Environmental Mitigation Implementation Schedule (EMIS)**

# FUGRO TECHNICAL SERVICES LIMITED

Fugro Development Centre,  
5 Lok Yi Street, Tai Lam,  
Tuen Mun, N.T.,  
Hong Kong.

Tel : +852 2450 8233  
Fax : +852 2450 6138  
E-mail : matlab@fugro.com  
Website : www.fugro.com



EIA Ref	EM&A Ref	Environmental Protection Measures / Mitigation Measures	Who to implement the measure	Location / Timing	Construction Phase Implementation Status
<u>Air Quality Measures</u>					
New Distributor Roads Serving the Planned KTD					
AEIAR-130/2009 S3.2	AEIAR 130/2009 EM&A Manual S2.2	8 times daily watering of the work site with active dust emitting activities.	Contractor	All relevant worksites	Implemented
Decommissioning of the Radar Station of the former Kai Tak Airport					
AEIAR-130/2009 S5.2.19	AEIAR 130/2009 EM&A Manual S4.2.4	<p>The excavation area should be limited to as small in size as possible and backfilled with clean and/or treated soil shortly after excavation work.</p> <p>The exposed excavated area should be covered by the tarpaulin during night time.</p> <p>The top layer soils should be sprayed with fine misting of water immediately before the excavation.</p>	Contractor	All relevant worksites	Not Applicable
Trunk Road T2					
AEIAR-174/2013 S4.9.2.1	AEIAR-174/2013 EM&A Manual S2.3.1.1	Watering of the construction areas 12 times per day to reduce dust emissions by 91.7%, with reference to the "Control of Open Fugitive Dust Sources" (USEPA AP-42). The amount of water to be applied would be 0.91L/m2 for the respective watering frequency.	Contractor	All relevant worksites	Implemented
		Dust enclosures with watering would be provided along the loading ramps and conveyor belts for unloading the C&D materials to the barge for dust suppression.	Contractor	All relevant worksites	Not Applicable
		8 km per hour is the recommended limit of the speed for vehicles on unpaved site roads.	Contractor	All relevant worksites	Implemented
		<u>Good Site Practices</u>			
AEIAR-130/2009	AEIAR 130/2009	Stockpiling site(s) should be lined with impermeable sheeting and bunded. Stockpiles should	Contractor	All relevant	Implemented

# FUGRO TECHNICAL SERVICES LIMITED

Fugro Development Centre,  
5 Lok Yi Street, Tai Lam,  
Tuen Mun, N.T.,  
Hong Kong.

Tel : +852 2450 8233  
Fax : +852 2450 6138  
E-mail : matlab@fugro.com  
Website : www.fugro.com



EIA Ref	EM&A Ref	Environmental Protection Measures / Mitigation Measures	Who to implement the measure	Location / Timing	Construction Phase Implementation Status
S3.2, S5.2.19, AEIAR-174/2013 S4.9.2.2	EM&A Manual S2.2, S4.2, AEIAR 174/2013 EM&A Manual S2.3.1.2	be fully covered by impermeable sheeting to reduce dust emission.		worksites	
		Use of regular watering to reduce dust emissions from exposed site surfaces and unpaved roads, particularly during dry weather. Use of frequent watering for particularly dusty construction areas and areas close to ASRs.	Contractor	All relevant worksites	Implemented
		Misting for the dusty material should be carried out before being loaded into the vehicle. Any vehicle with an open load carrying area should have properly fitted side and tail boards.	Contractor	All relevant worksites	Implemented
		Material having the potential to create dust should not be loaded from a level higher than the side and tail boards and should be dampened and covered by a clean tarpaulin.	Contractor	All relevant worksites	Implemented
		Tarpaulin covering of all dusty vehicle loads transported to, from and between site locations; The tarpaulin should be properly secured and should extent at least 300 mm over the edges of the sides and tailboards. The material should also be dampened if necessary before transportation.	Contractor	All relevant worksites	Implemented
		The vehicles should be restricted to maximum speed of 10 km per hour. Confined haulage and delivery vehicle to designated roadways insider the site. Onsite unpaved roads should be compacted and kept free of lose materials.	Contractor	All relevant worksites	Implemented
		Vehicle washing facilities should be provided at every vehicle exit point. Every vehicle should be washed to remove any dusty materials from its body and wheels before leaving the construction sites.  The area where vehicle washing takes place and the section of the road between the washing facilities and the exit point should be paved with concrete, bituminous materials or hardcores.	Contractor	All relevant worksites	Implemented
		Every main haul road should be scaled with concrete and kept clear of dusty materials or sprayed with water so as to maintain the entire road surface wet.	Contractor	All relevant worksites	Partially Implemented
		Every stock of more than 20 bags of cement or dry pulverised fuel ash (PFA) should be covered entirely by impervious sheeting or placed in an area sheltered on the top and the 3 sides.	Contractor	All relevant worksites	Implemented

# FUGRO TECHNICAL SERVICES LIMITED

Fugro Development Centre,  
5 Lok Yi Street, Tai Lam,  
Tuen Mun, N.T.,  
Hong Kong.

Tel : +852 2450 8233  
Fax : +852 2450 6138  
E-mail : matlab@fugro.com  
Website : www.fugro.com



EIA Ref	EM&A Ref	Environmental Protection Measures / Mitigation Measures	Who to implement the measure	Location / Timing	Construction Phase Implementation Status
		Cement or dry PFA delivered in bulk should be stored in a closed silo fitted with an audible high level alarm which is interlocked with the material filling line and no overfilling is allowed.	Contractor	All relevant worksites	Implemented
		Loading, unloading, transfer, handling or storage of bulk cement or dry PFA should be carried out in a totally enclosed system or facility, and any vent or exhaust should be fitted with an effective fabric filter or equivalent air pollution control system.	Contractor	All relevant worksites	Implemented
		Side enclosure and covering of any aggregate or dusty material storage piles to reduce emissions. Where this is not practicable owing to frequent usage, watering shall be applied to aggregate fines.	Contractor	All relevant worksites	Implemented
		Open stockpiles shall be avoided or covered. Prevent placing dusty material storage piles near ASRs.	Contractor	All relevant worksites	Implemented
		Routing of vehicles and position of construction plant should be at the maximum possible distance from ASRs.	Contractor	All relevant worksites	Implemented
		<u>Dark smoke</u>			
		Dark smoke emission shall be control in accordance with the Air Pollution Control (Smoke) Regulation and ETWB TCW 19/2005.	Contractor	All relevant worksites	Implemented
		Plant and equipment should be well maintained to prevent dark smoke emission.	Contractor	All relevant worksites	Implemented
<u>Noise Measures</u>					
Trunk Road T2					
AEIAR-174/2013 S5.9.2.1	AEIAR-174/2013 EM&A Manual S3.4.1.1	The use of quieter plant, including Quality Powered Mechanical Equipment (QPME) is specified for the list of equipment: • Concrete lorry mixer • Dump Truck, 5.5 tonne < gross vehicle weight <= 38 tonne • Generator, Super Silenced, 70 dB(A) at 7m	Contractor	All relevant worksites	Implemented

# FUGRO TECHNICAL SERVICES LIMITED

Fugro Development Centre,  
5 Lok Yi Street, Tai Lam,  
Tuen Mun, N.T.,  
Hong Kong.

Tel : +852 2450 8233  
Fax : +852 2450 6138  
E-mail : matlab@fugro.com  
Website : www.fugro.com



EIA Ref	EM&A Ref	Environmental Protection Measures / Mitigation Measures	Who to implement the measure	Location / Timing	Construction Phase Implementation Status
		<ul style="list-style-type: none"> <li>• Poker, vibratory, Hand-held (electric)</li> <li>• Water Pump, Submersible (Electric)</li> <li>• Mobile Crane - KOBELCO CKS900</li> <li>• Excavator, wheeled/tracked - HYUNDAI R80CR-9</li> </ul>			
		Use of temporary or fixed noise barriers with a surface density of at least 10kg/m <sup>2</sup> to screen noise from movable and stationary plant.	Contractor	All relevant worksites	Implemented
		Use of enclosures with covers at top and three sides and a surface density of at least 10kg/m <sup>2</sup> to screen noise from generally static noisy plant such as air compressors.	Contractor	All relevant worksites	Implemented
		Use of acoustic fabric for the silent piling system, drill rigs, rock drills etc.	Contractor	All relevant worksites	Implemented
		<u>Good Site Practices</u>			
AEIAR-130/2009 S3.3, S5.3.10, AEIAR-174/2013 S5.9.2.1	AEIAR 130/2009 EM&A Manual S2.3, S4.3.2, AEIAR-174/2013 EM&A Manual S3.4.1.1	Only well-maintained plant should be operated on-site and plant shall be serviced regularly during the construction/ decommissioning program.	Contractor	All relevant worksites	Implemented
		Silencers or mufflers on construction equipment should be utilized and shall be properly maintained during the construction/ decommissioning program.	Contractor	All relevant worksites	Implemented
		Mobile plant, if any, should be sited as far away from NSRs as possible.	Contractor	All relevant worksites	Implemented
		Machines and plant (such as trucks) that may be in intermittent use shall be shut down between works periods or should be throttled down to a minimum.	Contractor	All relevant worksites	Implemented
		Plant known to emit noise strongly in one direction shall, wherever possible, be orientated so that the noise is directed away from the nearby NSRs.	Contractor	All relevant worksites	Implemented
		Material stockpiles and other structures should be effectively utilized, wherever practicable, in screening noise from on-site construction/ decommissioning activities.	Contractor	All relevant worksites	Implemented

## FUGRO TECHNICAL SERVICES LIMITED

Fugro Development Centre,  
5 Lok Yi Street, Tai Lam,  
Tuen Mun, N.T.,  
Hong Kong.

Tel : +852 2450 8233  
Fax : +852 2450 6138  
E-mail : matlab@fugro.com  
Website : www.fugro.com



EIA Ref	EM&A Ref	Environmental Protection Measures / Mitigation Measures	Who to implement the measure	Location / Timing	Construction Phase Implementation Status
		Use of site hoarding as a noise barrier to screen noise at low level NSRs.	Contractor	All relevant worksites	Implemented
		For the use of hand held percussive breakers (with mass of above 10kg) and portable air compressors (supply air at 500 kPa or above), the noise level of such PME shall comply with a stringent noise emission standard and a noise emission label shall be obtained from the DEP before use at any time in construction site.	Contractor	All relevant worksites	Implemented
		Quiet powered mechanical equipment (PME) shall be used for the construction of the Project.	Contractor	All relevant worksites	Implemented
		Full enclosures shall be used to screen noise from relatively static PMEs (including air compressor, bar bender, concrete pump, generator and water pump) from sensitive receiver(s).	Contractor	All relevant worksites	Implemented
		Movable cantilevered noise barriers shall be used to screen noise from mobile PMEs (including asphalt paver, breaker, excavator and hand-held breaker) from sensitive receiver(s). These movable cantilevered noise barriers shall be located close to the mobile PMEs and shall be moved/adjusted iteratively in step with each movement of the corresponding mobile PMEs in order to maximize their noise reduction effects.	Contractor	All relevant worksites	Implemented
		Only approved or exempted Non-road Mobile Machineries (NRMMS) including regulated machines and non-road vehicles with proper labels are allowed to be used in specified activities on-site.	Contractor	All relevant worksites	Implemented
<u>Water Quality Measures</u>					
Trunk Road T2					
		<u>Accidental Spillage</u>			
AEIAR-174/2013 S6.4.8.5	AEIAR-174/2013 EM&A Manual S4.2.1.1	All bentonite slurry should be stored in a container that resistant to corrosion, maintained in good conditions and securely closed; The container should be labelled in English and Chinese and note that the container is for storage of bentonite slurry only.	Contractor	All relevant worksites	Implemented

# FUGRO TECHNICAL SERVICES LIMITED

Fugro Development Centre,  
5 Lok Yi Street, Tai Lam,  
Tuen Mun, N.T.,  
Hong Kong.

Tel : +852 2450 8233  
Fax : +852 2450 6138  
E-mail : matlab@fugro.com  
Website : www.fugro.com



EIA Ref	EM&A Ref	Environmental Protection Measures / Mitigation Measures	Who to implement the measure	Location / Timing	Construction Phase Implementation Status
		The storage container should be placed on an area of impermeable flooring and bunded with capacity to accommodate 110% of the volume of the container size or 20% by volume stored in the area and enclosed with at least 3 sides.	Contractor	All relevant worksites	Implemented
		The storage container should be sufficiently covered to prevent rainfall entering the container or bunded area (water collected within the bund must be tested and disposed of as chemical waste, if necessary). An emergency clean up kit shall be readily available where bentonite fluid will be stored or used.	Contractor	All relevant worksites	Implemented
		The handling and disposal of bentonite slurries should be undertaken in accordance within ProPECC PN 1/94. Surplus bentonite slurries used in construction works shall be reconditioned and reused wherever practicable. Residual bentonite slurry shall be disposed of from the site as soon as possible as stipulated in Clause 8.56 of the General Specification for Civil Engineering Works. The Contractor should explore alternative disposal outlets for the residual bentonite slurry (dewatered bentonite slurry to be disposed to a public filling area and liquid bentonite slurry, if mixed with inert fill material, to be disposed to a public filling area) and disposal at landfill should be the last resort.	Contractor	All relevant worksites	Implemented
AEIAR-174/2013 S6.4.8.8	AEIAR-174/2013 EM&A Manual S4.2.1.1	In order to protect against impacts to the surrounding marine waters of the KTTS and Victoria Harbour in the event of an accidental spillage of fuel or oil, the Contractor will be required to prepare a spill response plan to the satisfaction of AFCD, EPD, FSD, Police, TD and WSD to define procedures for the control, containment and clean-up of any spillage that could occur on the construction site.	Contractor	All relevant worksites	Implemented
		<u>Dredging, Reclamation and Filling</u>			
		No dredging, reclamation or filling in the marine environment shall be carried out.	Contractor	All relevant worksites	Implemented
Decommissioning of the Radar Station of the former Kai Tak Airport					
		<u>Building Demolition</u>			

# FUGRO TECHNICAL SERVICES LIMITED

Fugro Development Centre,  
5 Lok Yi Street, Tai Lam,  
Tuen Mun, N.T.,  
Hong Kong.

Tel : +852 2450 8233  
Fax : +852 2450 6138  
E-mail : matlab@fugro.com  
Website : www.fugro.com



EIA Ref	EM&A Ref	Environmental Protection Measures / Mitigation Measures	Who to implement the measure	Location / Timing	Construction Phase Implementation Status
AEIAR-130/2009 S5.4	AEIAR 130/2009 EM&A Manual S4.4	The site practices outlined in ProPECC PN 1/94 "Construction Site Drainage" should be followed as far as practicable in order to minimise surface runoff and the chance of erosion.	Contractor	All relevant worksites	Not Applicable
		There is a need to apply to EPD for a discharge licence under the WPCO for discharging effluent from the construction site. The discharge quality is required to meet the requirements specified in the discharge licence. All the runoff, wastewater or extracted groundwater generated from the works areas should be treated so that it satisfies all the standards listed in the TM-DSS. It is anticipated that the wastewater generated from the works areas would be of small quantity. Monitoring of the treated effluent quality from the works areas should be carried out in accordance with the WPCO license which is under the ambit of regional office (RO) of EPD.	Contractor	All relevant worksites	Not Applicable
		<u>General Construction Works</u>			
		<u>Construction Runoff</u>			
AEIAR-130/2009 S3.4, S5.4/ AEIAR-174/2013 S6.4.8.1	AEIAR 130/2009 EM&A Manual S2.4, S4.4/ AEIAR-174/2013 EM&A Manual S4.2.1.1	Exposed soil areas should be minimised to reduce the potential for increased siltation, contamination of runoff, and erosion. Construction runoff related impacts associated with the above ground construction activities can be readily controlled through the use of appropriate mitigation measures which include the use of sediment traps and adequate maintenance of drainage systems to prevent flooding and overflow.	Contractor	All relevant worksites	Implemented
		Construction site should be provided with adequately designed perimeter channel and pre-treatment facilities and proper maintenance. The boundaries of critical areas of earthworks should be marked and surrounded by dykes or embankments for flood protection. Temporary ditches should be provided to facilitate runoff discharge into the appropriate watercourses, via a silt retention pond. Permanent drainage channels should incorporate sediment basins or traps and baffles to enhance deposition rates. The design of efficient silt removal facilities should be based on the guidelines in Appendix A1 of ProPECC PN 1/94.	Contractor	All relevant worksites	Implemented
		Ideally, construction works should be programmed to minimise surface excavation works during the rainy season (April to September). All exposed earth areas should be completed as soon as possible after earthworks have been completed, or alternatively, within 14 days of the cessation of earthworks where practicable. If excavation of soil cannot be avoided during the	Contractor	All relevant worksites	Implemented



# FUGRO TECHNICAL SERVICES LIMITED

Fugro Development Centre,  
5 Lok Yi Street, Tai Lam,  
Tuen Mun, N.T.,  
Hong Kong.

Tel : +852 2450 8233  
Fax : +852 2450 6138  
E-mail : matlab@fugro.com  
Website : www.fugro.com



EIA Ref	EM&A Ref	Environmental Protection Measures / Mitigation Measures	Who to implement the measure	Location / Timing	Construction Phase Implementation Status
		rainy season, or at any time of year when rainstorms are likely, exposed slope surfaces should be covered by tarpaulin or other means.			
		Sediment tanks of sufficient capacity, constructed from pre-formed individual cells of approximately 6 to 8 m3 capacity, are recommended as a general mitigation measure which can be used for settling surface runoff prior to disposal. The system capacity is flexible and able to handle multiple inputs from a variety of sources and particularly suited to applications where the influent is pumped.	Contractor	All relevant worksites	Implemented
		Open stockpiles of construction materials (for examples, aggregates, sand and fill material) of more than 50 m <sup>3</sup> should be covered with tarpaulin or similar fabric during rainstorms. Measures should be taken to prevent the washing away of construction materials, soil, silt or debris into any drainage system.	Contractor	All relevant worksites	Implemented
		Manholes (including newly constructed ones) should always be adequately covered and temporarily sealed so as to prevent silt, construction materials or debris being washed into the drainage system and storm runoff being directed into foul sewers.	Contractor	All relevant worksites	Implemented
		Precautions to be taken at any time of year when rainstorms are likely, actions to be taken when a rainstorm is imminent or forecast, and actions to be taken during or after rainstorms are summarised in Appendix A2 of ProPECC PN 1/94. Particular attention should be paid to the control of silty surface runoff during storm events.	Contractor	All relevant worksites	Implemented
		Oil interceptors should be provided in the drainage system and regularly cleaned to prevent the release of oils and grease into the storm water drainage system after accidental spillages. The interceptor should have a bypass to prevent flushing during periods of heavy rain.	Contractor	All relevant worksites	Implemented
		An adequately designed and located wheel washing bay should be provided at every site exit, and wash-water should have sand and silt settled out and removed at least on a weekly basis to ensure the continued efficiency of the process. The section of access road leading to, and exiting from, the wheel-wash bay to the public road should be paved with sufficient backfall toward the wheel-wash bay to prevent vehicle tracking of soil and silty water to public roads and drains.	Contractor	All relevant worksites	Implemented

# FUGRO TECHNICAL SERVICES LIMITED

Fugro Development Centre,  
5 Lok Yi Street, Tai Lam,  
Tuen Mun, N.T.,  
Hong Kong.

Tel : +852 2450 8233  
Fax : +852 2450 6138  
E-mail : matlab@fugro.com  
Website : www.fugro.com



EIA Ref	EM&A Ref	Environmental Protection Measures / Mitigation Measures	Who to implement the measure	Location / Timing	Construction Phase Implementation Status
		<u>Drainage</u>			
		It is recommended that on-site drainage system should be installed prior to the commencement of other construction activities. Sediment traps should be installed in order to minimise the sediment loading of the effluent prior to discharge into foul sewers. There should be no direct discharge of effluent from the site into the sea.	Contractor	All relevant worksites	Implemented
		All temporary and permanent drainage pipes and culverts provided to facilitate runoff discharge should be adequately designed for the controlled release of storm flows. All sediment control measures should be regularly inspected and maintained to ensure proper and efficient operation at all times and particularly following rain storms. The temporarily diverted drainage should be reinstated to its original condition when the construction work has finished or the temporary diversion is no longer required.	Contractor	All relevant worksites	Implemented
		<u>Stormwater Discharges</u>			
		Minimum distances of 100 m should be maintained between the existing or planned stormwater discharges and the existing or planned seawater intakes.	Contractor	All relevant worksites	Implemented
		<u>Sewage Effluent</u>			
		Construction work force sewage discharges on site are expected to be connected to the existing trunk sewer or sewage treatment facilities. The construction sewage may need to be handled by portable chemical toilets prior to the commission of the on-site sewer system. Appropriate numbers of portable toilets should be provided by a licensed contractor to serve the large number of construction workers over the construction site. The Contractor should also be responsible for waste disposal and maintenance practices.	Contractor	All relevant worksites	Implemented
		<u>Debris and Litter</u>			
		In order to maintain water quality in acceptable conditions with regard to aesthetic quality, contractors should be required, under conditions of contract, to ensure that site management is optimised and that disposal of any solid materials, litter or wastes to marine waters does not occur. Debris and refuse generated on-site should be collected, handled and disposed of	Contractor	All relevant worksites	Implemented

# FUGRO TECHNICAL SERVICES LIMITED

Fugro Development Centre,  
5 Lok Yi Street, Tai Lam,  
Tuen Mun, N.T.,  
Hong Kong.

Tel : +852 2450 8233  
Fax : +852 2450 6138  
E-mail : matlab@fugro.com  
Website : www.fugro.com



EIA Ref	EM&A Ref	Environmental Protection Measures / Mitigation Measures	Who to implement the measure	Location / Timing	Construction Phase Implementation Status
		properly to avoid entering into the adjacent harbour waters. Stockpiles of cement and other construction materials should be kept covered when not being used.			
		<u>Accidental Spillage</u>			
		Oils and fuels should only be used and stored in designated areas which have pollution prevention facilities. To prevent spillage of fuels and solvents to the nearby harbour waters, all fuel tanks and storage areas should be provided with locks and be sited on sealed areas, within bunds of a capacity equal to 110% of the storage capacity of the largest tank, to prevent spilled fuel oils from reaching the coastal waters of the Victoria Harbour WCZ. The bund should be drained of rainwater after a rain event.	Contractor	All relevant worksites	Implemented
<u>Waste Management Measures</u>					
		<u>Waste Management Plan</u>			
AEIAR-174/2013 S11.4.8.1	AEIAR-174/2013 EM&A Manual S9.2.1.2	Contractor should be requested to submit an outline Waste Management Plan (WMP) prior to the commencement of construction work, in accordance with the ETWB TC(W) No.19/2005 so as to provide an overall framework of waste management and reduction.	Contractor	All relevant worksites	Implemented
		<u>Good Site Practices</u>			
AEIAR-130/2009 S3.5, S5.5	AEIAR 130/2009 EM&A Manual S2.5, S4.5	Nomination of an approved person, such as a site manager, to be responsible for good site practices, arrangements for collection and effective disposal to an appropriate facility, of all wastes generated at the site.	Contractor	All relevant worksites	Implemented
		Training of site personnel in proper waste management and chemical waste handling procedures.	Contractor	All relevant worksites	Implemented
		Provision of sufficient waste disposal points and regular collection for disposal.	Contractor	All relevant worksites	Implemented
		Appropriate measures to minimize windblown litter and dust during transportation of waste by either covering trucks or by transporting wastes in enclosed containers.	Contractor	All relevant worksites	Implemented

# FUGRO TECHNICAL SERVICES LIMITED

Fugro Development Centre,  
5 Lok Yi Street, Tai Lam,  
Tuen Mun, N.T.,  
Hong Kong.

Tel : +852 2450 8233  
Fax : +852 2450 6138  
E-mail : matlab@fugro.com  
Website : www.fugro.com



EIA Ref	EM&A Ref	Environmental Protection Measures / Mitigation Measures	Who to implement the measure	Location / Timing	Construction Phase Implementation Status
		A recording system for the amount of wastes generated, recycled and disposed of (including the disposal sites).	Contractor	All relevant worksites	Implemented
		<u>Waste Reduction Measures</u>			
		Sort C&D waste from demolition of the remaining structures to recover recyclable portions such as metals.	Contractor	All relevant worksites	Implemented
		Segregation and storage of different types of waste in different containers, skips or stockpiles to enhance reuse or recycling of materials and their proper disposal.	Contractor	All relevant worksites	Implemented
		Encourage collection of aluminum cans, PET bottles and paper by providing separate labelled bins to enable these wastes to be segregated from other general refuse generated by the work force.	Contractor	All relevant worksites	Implemented
		Any unused chemicals or those with remaining functional capacity should be recycled.	Contractor	All relevant worksites	Implemented
		Proper storage and site practices to minimize the potential for damage or contamination of construction materials.	Contractor	All relevant worksites	Implemented
		<u>Construction and Demolition Materials</u>			
		Where it is unavoidable to have transient stockpiles of C&D material within the work site pending collection for disposal, the transient stockpiles shall be located away from waterfront or storm drains as far as possible.	Contractor	All relevant worksites	Implemented
		Open stockpiles of construction materials or construction wastes on-site should be covered with tarpaulin or similar fabric.	Contractor	All relevant worksites	Implemented
		Skip hoist for material transport should be totally enclosed by impervious sheeting.	Contractor	All relevant worksites	Implemented

# FUGRO TECHNICAL SERVICES LIMITED

Fugro Development Centre,  
5 Lok Yi Street, Tai Lam,  
Tuen Mun, N.T.,  
Hong Kong.

Tel : +852 2450 8233  
Fax : +852 2450 6138  
E-mail : matlab@fugro.com  
Website : www.fugro.com



EIA Ref	EM&A Ref	Environmental Protection Measures / Mitigation Measures	Who to implement the measure	Location / Timing	Construction Phase Implementation Status
		Every vehicle should be washed to remove any dusty materials from its body and wheels before leaving a construction site.	Contractor	All relevant worksites	Implemented
		The area where vehicle washing takes place and the section of the road between the washing facilities and the exit point should be paved with concrete, bituminous materials or hardcores.	Contractor	All relevant worksites	Implemented
		The load of dusty materials carried by vehicle leaving a construction site should be covered entirely by clean impervious sheeting to ensure dust materials do not leak from the vehicle.	Contractor	All relevant worksites	Implemented
		All dusty materials should be sprayed with water prior to any loading, unloading or transfer operation so as to maintain the dusty materials wet.	Contractor	All relevant worksites	Implemented
		The height from which excavated materials are dropped should be controlled to a minimum practical height to limit fugitive dust generation from unloading.	Contractor	All relevant worksites	Implemented
		When delivering inert C&D material to public fill reception facilities, the material should consist entirely of inert construction waste and of size less than 250mm or other sizes as agreed with the Secretary of the Public Fill Committee. In order to monitor the disposal of the surplus C&D material at the designed public fill reception facility and to control fly tipping, a trip-ticket system as stipulated in the ETWB TCW No. 31/2004 "Trip Ticket System for Disposal of Construction and Demolition Materials" should be included as one of the contractual requirements and implemented by an Environmental Team undertaking the Environmental Monitoring and Audit work. An Independent Environmental Checker should be responsible for auditing the results of the system.	Contractor	All relevant worksites	Implemented
		<u>Chemical Waste</u>			
		After use, chemical wastes (for example, cleaning fluids, solvents, lubrication oil and fuel) should be handled according to the Code of Practice on the Packaging, Labelling and Storage of Chemical Wastes. Spent chemicals should be collected by a licensed collector for disposal at the CWTF or other licensed facility, in accordance with the Waste Disposal (Chemical Waste) (General) Regulation.	Contractor	All relevant worksites	Implemented

## FUGRO TECHNICAL SERVICES LIMITED

Fugro Development Centre,  
5 Lok Yi Street, Tai Lam,  
Tuen Mun, N.T.,  
Hong Kong.

Tel : +852 2450 8233  
Fax : +852 2450 6138  
E-mail : matlab@fugro.com  
Website : www.fugro.com



EIA Ref	EM&A Ref	Environmental Protection Measures / Mitigation Measures	Who to implement the measure	Location / Timing	Construction Phase Implementation Status
		<u>General Refuse</u>			
		General refuse should be stored in enclosed bins or compaction units separate from C&D material. A licensed waste collector should be employed by the contractor to remove general refuse from the site, separately from C&D material. Effective collection and storage methods (including enclosed and covered area) of site wastes would be required to prevent waste materials from being blown around by wind, wastewater discharge by flushing or leaching into the marine environment, or creating odour nuisance or pest and vermin problem.	Contractor	All relevant worksites	Implemented
<u>Land Contamination Measures</u>					
		<u>For any excavation works conducted at Radar Station</u>			
		As the risk due to dermal contact with groundwater by site workers is uncertain, it is recommended that personnel protective equipment (PPE) be used by site workers as a mitigation measure.	Contractor	All relevant worksites	Not Applicable
<u>Landscape and Visual Impact</u>					
		<u>New Distributor Roads Serving the Planned KTD</u>			
		<u>Construction Phase</u>			
		All existing trees should be carefully protected during construction.	Contractor	All relevant worksites	Not Applicable
		Trees unavoidably affected by the works should be transplanted where practical. Detailed transplanting proposal will be submitted to relevant government departments for approval in accordance with ETWBC 2/2004 and 3/2006. Final locations of transplanted trees should be agreed prior to commencement of the work.	Contractor	All relevant worksites	Not Applicable
		Control of night-time lighting.	Contractor	All relevant worksites	Not Applicable

# FUGRO TECHNICAL SERVICES LIMITED

Fugro Development Centre,  
5 Lok Yi Street, Tai Lam,  
Tuen Mun, N.T.,  
Hong Kong.

Tel : +852 2450 8233  
Fax : +852 2450 6138  
E-mail : matlab@fugro.com  
Website : www.fugro.com



EIA Ref	EM&A Ref	Environmental Protection Measures / Mitigation Measures	Who to implement the measure	Location / Timing	Construction Phase Implementation Status
		Erection of decorative screen hoarding.	Contractor	All relevant worksites	Implemented
		<u>Trunk Road T2</u>			
		<u>Construction Phase</u>			
AEIAR-174/2013 S9.9.1.1	AEIAR-174/2013 EM&A Manual S7.2.1.2	All works shall be carefully designed to minimize impacts on existing landscape resources and visually sensitive receivers. Existing trees within works area shall be retained and protected.	Contractor	All relevant worksites	Not Applicable
		Existing trees of good quality and condition that are unavoidably affected by the works should be transplanted.	Contractor	All relevant worksites	Not Applicable
		Large temporary stockpiles of excavated material shall be covered with unobtrusive sheeting to prevent dust and dirt spreading to adjacent landscape areas and vegetation, and to create a neat and tidy visual appearance.	Contractor	All relevant worksites	Implemented
		Construction plant and building material shall be orderly and carefully stored in order to create a neat and tidy visual appearance.	Contractor	All relevant worksites	Implemented
		Erection of decorative screen hoarding should be designed to be compatible with the existing urban context.	Contractor	All relevant worksites	Implemented
		All lighting in construction site shall be carefully controlled to minimize light pollution and night-time glare to nearby residences and GIC user. The contractor shall consider other security measures, which shall minimize the visual impacts.	Contractor	All relevant worksites	Not Applicable
<u>General Condition</u>					
		The Permit Holder shall display conspicuously a copy of this Permit on the Project site(s) at all vehicular site entrances/exits or at a convenient location for public's information at all times. The Permit Holder shall ensure that the most updated information about the Permit, including any amended Permit, is displayed at such locations. If the Permit Holder surrenders a part or the whole of the Permit, the notice he sends to the Director shall also be displayed at the same	Contractor	All relevant worksites	Implemented

## FUGRO TECHNICAL SERVICES LIMITED

Fugro Development Centre,  
5 Lok Yi Street, Tai Lam,  
Tuen Mun, N.T.,  
Hong Kong.

Tel : +852 2450 8233  
Fax : +852 2450 6138  
E-mail : matlab@fugro.com  
Website : www.fugro.com



EIA Ref	EM&A Ref	Environmental Protection Measures / Mitigation Measures	Who to implement the measure	Location / Timing	Construction Phase Implementation Status
		locations as the original Permit. The suspended, varied or cancelled Permit shall be removed from display at the Project site(s).			

Implementation status: Implemented / Partially Implemented / Not Implemented / Not Applicable



## **FUGRO TECHNICAL SERVICES LIMITED**

Fugro Development Centre,  
5 Lok Yi Street, Tai Lam,  
Tuen Mun, N.T.,  
Hong Kong.

Tel : +852 2450 8233  
Fax : +852 2450 6138  
E-mail : [matlab@fugro.com](mailto:matlab@fugro.com)  
Website : [www.fugro.com](http://www.fugro.com)



### **Appendix K**

#### **Weather and Meteorological Conditions during Reporting Month**

# FUGRO TECHNICAL SERVICES LIMITED

Fugro Development Centre,  
5 Lok Yi Street, Tai Lam,  
Tuen Mun, N.T.,  
Hong Kong.

Tel : +852 2450 8233  
Fax : +852 2450 6138  
E-mail : matlab@fugro.com  
Website : www.fugro.com



Date	Mean Pressure (hPa)	Air Temperature			Mean Relative Humidity (%)	Total Rainfall (mm)
		Maximum (deg. C)	Mean (deg. C)	Minimum (deg. C)		
December 2018						
01	1018.3	24.2	22.1	21.1	78	0.0
02	1016.4	24.3	22.4	21.2	83	0.0
03	1016.5	26.0	23.7	22.0	79	0.0
04	1016.0	27.1	24.8	22.7	78	0.0
05	1015.5	24.8	23.6	22.5	82	Trace
06	1015.5	25.1	23.3	21.6	84	0.1
07	1018.5	23.3	21.1	18.5	88	1.0
08	1021.6	19.7	18.0	16.7	76	0.0
09	1021.5	18.3	17.0	16.4	75	Trace
10	1019.7	18.3	17.0	15.1	75	0.2
11	1020.3	20.4	18.0	16.5	68	Trace
12	1024.2	16.5	14.9	13.7	67	0.0
13	1025.1	18.1	15.6	13.5	68	0.0
14	1025.3	18.2	16.8	15.5	72	0.0
15	1023.5	21.2	18.9	17.2	75	0.0
16	1022.0	20.9	19.3	18.0	74	Trace
17	1022.2	21.0	18.0	15.6	56	0.0
18	1022.2	20.2	18.1	16.2	60	0.0
19	1019.5	21.5	19.9	18.5	78	0.0
20	1016.5	23.2	21.6	20.1	84	0.0
21	1016.1	25.0	22.4	21.4	86	0.0
22	1017.0	25.2	22.2	20.0	77	0.0
23	1017.6	22.5	20.1	17.5	89	10.5
24	1017.5	19.0	18.0	16.8	86	0.1
25	1015.5	21.1	19.7	18.5	81	0.0
26	1014.3	23.6	20.9	18.7	84	0.0
27	1016.6	22.8	20.6	18.9	79	Trace
28	1021.6	20.2	18.1	16.3	70	Trace
29	1026.1	16.3	14.0	12.5	68	Trace
30	1026.5	15.4	12.6	10.3	67	Trace
31	1027.0	15.6	13.2	11.8	68	0.0

Source: Hong Kong Observatory

## **FUGRO TECHNICAL SERVICES LIMITED**

Fugro Development Centre,  
5 Lok Yi Street, Tai Lam,  
Tuen Mun, N.T.,  
Hong Kong.

Tel : +852 2450 8233  
Fax : +852 2450 6138  
E-mail : matlab@fugro.com  
Website : www.fugro.com



### **Appendix L**

#### **Cumulative statistics on Environmental Complaints, Notifications of Summons and Successful Prosecution**

**FUGRO TECHNICAL SERVICES LIMITED**

Fugro Development Centre,  
5 Lok Yi Street, Tai Lam,  
Tuen Mun, N.T.,  
Hong Kong.

Tel : +852 2450 8233  
Fax : +852 2450 6138  
E-mail : matlab@fugro.com  
Website : www.fugro.com

**Environmental Complaints Log**

Reference No.	Date of Complaint Received	Received From	Received By	Nature of Complaint	Date of Investigation	Outcome	Date of Reply
20161207_complaint_c	7 Dec 2016	EPD	Andy Choy (CRBC)	Air	13 Feb 2017	Project-related	13 Feb 2017
20170209_complaint_c	9 Feb 2017	EPD	Andy Choy (CRBC)	Air	22 Feb 2017	Not Project-related	7 Mar 2017
20170502_complaint_c	2 May 2017	CEDD	Andy Choy (CRBC)	Noise	4 May 2017	Not Valid	22 May 2017
20170716_complaint_a	16 July 2017	CEDD	HMJV	Water Quality	4 Aug 2017	Not Project-related	4 Aug 2017
20180530_complaint	30 May 2018	EPD	CRBC	Air	9 June 2018	Not Valid	20 June 2018

**Cumulative Statistics on Complaints**

Environmental Parameters	Cumulative No. Brought Forward	No. of Complaints This Month	Cumulative Project-to-Date
Air	3	0	3
Noise	1	0	1
Water	1	0	1
Waste	0	0	0
Total	0	0	0

**Cumulative Statistics on Notification of Summons and Successful Prosecutions**

Environmental Parameters	Cumulative No. Brought Forward	No. of Notification of Summons and Prosecutions This Month	Cumulative Project-to-Date
Air	0	0	0
Noise	0	0	0
Water	0	0	0
Waste	0	0	0
Total	0	0	0

## **FUGRO TECHNICAL SERVICES LIMITED**

Fugro Development Centre,  
5 Lok Yi Street, Tai Lam,  
Tuen Mun, N.T.,  
Hong Kong.

Tel : +852 2450 8233  
Fax : +852 2450 6138  
E-mail : [matlab@fugro.com](mailto:matlab@fugro.com)  
Website : [www.fugro.com](http://www.fugro.com)



### **Appendix M**

#### **Summary of Site Audit in the Reporting Month**

**FUGRO TECHNICAL SERVICES LIMITED**

Fugro Development Centre,  
5 Lok Yi Street, Tai Lam,  
Tuen Mun, N.T.,  
Hong Kong.

Tel : +852 2450 8233  
Fax : +852 2450 6138  
E-mail : matlab@fugro.com  
Website : www.fugro.com

**Summary of Site Audit in the Reporting Month**

Parameters	Date	Observations and Recommendations	Follow-up
Air Quality	5 December 2018	Reminder: Water spray shall be provided during breaking. (zone 3)	NA
	12 December 2018	Observation: Dust suppression measures should be applied at haul road. (zone 1)	The item was rectified by the Contractor and inspected on 19 December 2018.
	19 December 2018	Reminder: Exposed area should be sprayed with water frequently.	NA
Noise	5 December 2018	Reminder: Noise mitigation measures shall be provided during breaking. (zone 3)	NA
Water Quality	NA		
Chemical and Waste Management	12 December 2018	Reminder: Waste should be cleaned up regularly. (zone 1)	NA
Land Contamination	NA		
Landscape and Visual Impact	NA		
General Condition	NA		

## **FUGRO TECHNICAL SERVICES LIMITED**

Fugro Development Centre,  
5 Lok Yi Street, Tai Lam,  
Tuen Mun, N.T.,  
Hong Kong.

Tel : +852 2450 8233  
Fax : +852 2450 6138  
E-mail : [matlab@fugro.com](mailto:matlab@fugro.com)  
Website : [www.fugro.com](http://www.fugro.com)



### **Appendix N**

#### **Outstanding Issues and Deficiencies**

## FUGRO TECHNICAL SERVICES LIMITED

Fugro Development Centre,  
5 Lok Yi Street, Tai Lam,  
Tuen Mun, N.T.,  
Hong Kong.

Tel : +852 2450 8233  
Fax : +852 2450 6138  
E-mail : matlab@fugro.com  
Website : www.fugro.com



### Summary of Outstanding Issues and Deficiencies in the Reporting Month

Parameters	Outstanding Issues	Deficiencies
Air Quality	NA	Any items of deficiencies can be referred to <b>Appendix M.</b>
Noise	NA	
Water Quality	NA	
Chemical and Waste Management	NA	
Land Contamination	NA	
Landscape and Visual Impact	NA	
General Condition	NA	
Others	NA	